



Shenzhen Lingdianlingyi Science Co Ltd Modern97 Work and Game Compact Mechanical Keyboard User Guide

[Home](#) » [Shenzhen Lingdianlingyi Science Co Ltd](#) » Shenzhen Lingdianlingyi Science Co Ltd Modern97 Work and Game Compact Mechanical Keyboard User Guide 

Contents

- [1 Shenzhen Lingdianlingyi Science Co Ltd Modern97 Work and Game Compact Mechanical Keyboard](#)
- [2 Product Information](#)
- [3 INSTALLATION INSTRUCTION](#)
- [4 Instruction for Using FN Key](#)
- [5 FCC Statement](#)
- [6 Documents / Resources](#)



SHENZHEN

Shenzhen Lingdianlingyi Science Co Ltd Modern97 Work and Game Compact Mechanical Keyboard



Modern97 Quick Guide

This product is designed to generate, use, and radiate radio frequency energy. It is important to follow the instructions provided to avoid interference in a residential installation.

Product Information

Color	Cyan (C)	Magenta (M)	Yellow (Y)	Key (K)
Color 1	40%	20%	0%	40%
Color 2	0%	42%	97%	0%
Color 3	41%	42%	3%	0%
Color 4	82%	33%	16%	0%
Color 5	49%	3%	91%	0%
Color 6	0%	90%	100%	0%

Product Usage Instructions

1. Ensure that the product is placed in an appropriate location for optimal performance.
2. Connect the necessary cables and power source to the product.
3. Refer to the color codes provided in the table above to understand the color combinations available for this product.
4. When using the product, make sure to follow the recommended color percentages for accurate results.
5. Avoid placing the product near other electronic devices to minimize interference.
6. If using the product in a residential installation, ensure that it is compliant with local regulations regarding radio frequency energy.

INSTALLATION INSTRUCTION



2.4G Wireless Mode





1. Switch to 2.4G mode.
2. Connect the USB receiver to the computer.
3. The green indicator stops flashing, and the connection succeeds.



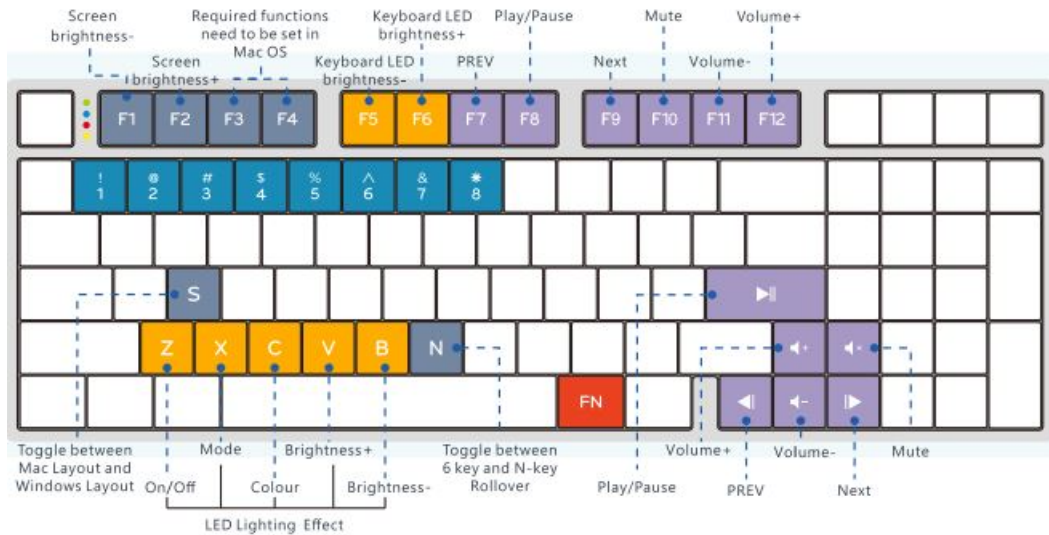
Wired Mode

1. Switch to Wired mode.
2. Connect to a computer by cable.
3. The white indicator stops flashing, the connection succeeds.

Bluetooth Wireless Mode

1. Switch to Bluetooth mode.
2. Short press Fn+   to let the keyboard enter pairing mode and the indicator will flash blue.
3. You can find "MelGeek Modern97" on your devices.
4. Modern97 Keyboard can memorize up to 8 paired devices:
 - Short press Fn+   to switch to bluetooth
 - Long press Fn+numbers to erase pairing

Instruction for Using FN Key



Indicator Light Description

- **Battery:** Red 0-25%, Orange 25-50%, Yellow 50-75%, Green 75- 100%
- **Connection mode:** Blue for Bluetooth mode, White for wired mode, Green for 2.4G mode
- CapsLock
- NumLock
- Please download the APP-MelGeek Hive from our official website: www.melgeek.com, if you want to program your keyboard like changing key value, recording macro function, updating firmware, etc. to program your keyboard like changing key value, recording macro function, updating firmware, etc.



WEB



MelGeek WeChat
official account

FCC Statement

This device complies with part 15 of the FCC Rules. Operation is subject to the following two conditions:

1. This device may not cause harmful interference, and
2. this device must accept any interference received, including interference that may cause undesired operation.

This equipment has been tested and found to comply with the limits for a Class B digital device, pursuant to part 15 of the FCC Rules.

These limits are designed to provide reasonable protection against harmful interference in a residential installation.

This equipment generates, uses, and can radiate radio frequency energy and, if not installed and used in accordance with the instructions, may cause harmful interference to radio communications. However, there is no

guarantee that interference will not occur in a particular installation

If this equipment does cause harmful interference to radio or television reception, which can be determined by turning the equipment off and on, the user is encouraged to try to correct the interference by one or more of the following measures: Reorient or relocate the receiving antenna.

- Increase the separation between the equipment and the receiver.
- Connect the equipment to an outlet on a circuit different from that to which the receiver is connected.
- Consult the dealer or an experienced radio/TV technician for help.
- Cations to this device not explicitly approved by the manufacturer could

Caution:

- Any changes or modified your authority to operate this equipment.


RF Exposure Information

- The device has been evaluated to meet general RF exposure requirements.
- The device can be used in portable exposure conditions without restriction
- This equipment should be installed and operated with a minimum distance of 0cm between the radiator and your body.

Contact Us

- Official Store: www.melgeek.com
- Email: service@melgeek.com
- Forum: www.melgeek.cn
- Twitter: MelGeekworld
- Instagram: melgeek_official
- Discord: <https://discord.gg/uheAEg3>

Documents / Resources

	Shenzhen Lingdianlingyi Science Co Ltd Modern97 Work and Game Compact Mechanical Keyboard [pdf] User Guide 2A322-MODERN97, 2A322MODERN97, modern97, Modern97 Work and Game Compact Mechanical Keyboard, Work and Game Compact Mechanical Keyboard, Modern97 Work Compact Mechanical Keyboard, Modern97 Game Mechanical Keyboard, Compact Mechanical Keyboard, Work Mechanical Keyboard, Mechanical Keyboard, Keyboard
---	--