



Shenzhen Lazy Cat Communication Technology X6 6 Coil 3-in-1 Wireless Charger Instructions

[Home](#) » [Shenzhen Lazy Cat Communication Technology](#) » Shenzhen Lazy Cat Communication Technology X6 6 Coil 3-in-1 Wireless Charger Instructions 

Contents

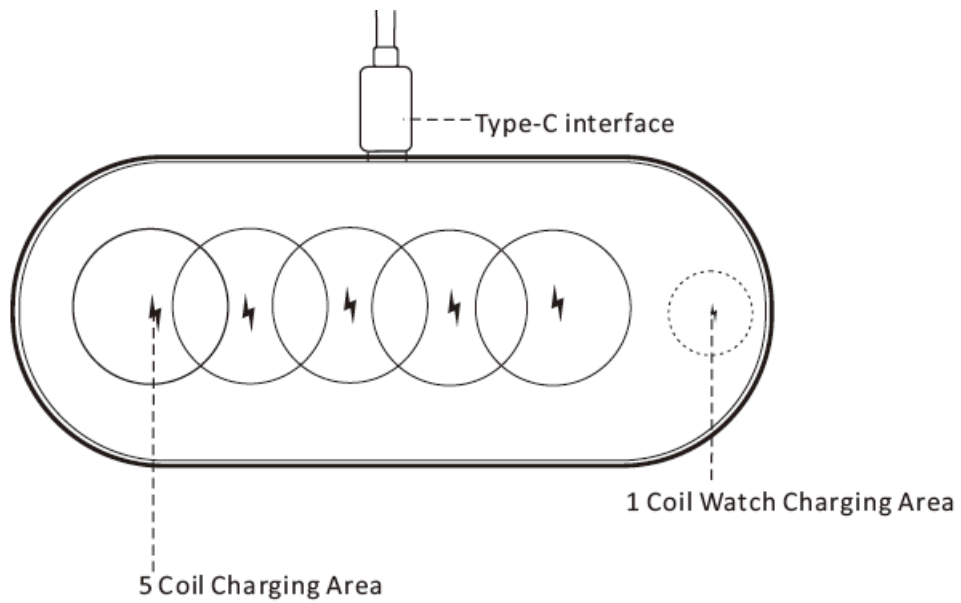
- [1 Shenzhen Lazy Cat Communication Technology X6 6 Coil 3-in-1 Wireless Charger](#)
- [2 Instruction](#)
- [3 Product parameters](#)
- [4 packing list](#)
- [5 Instructions for use](#)
- [6 LED indicator description](#)
- [7 Matters needing attention](#)
- [8 FCC Statement](#)
- [9 Documents / Resources](#)
- [10 Related Posts](#)

SHENZHEN

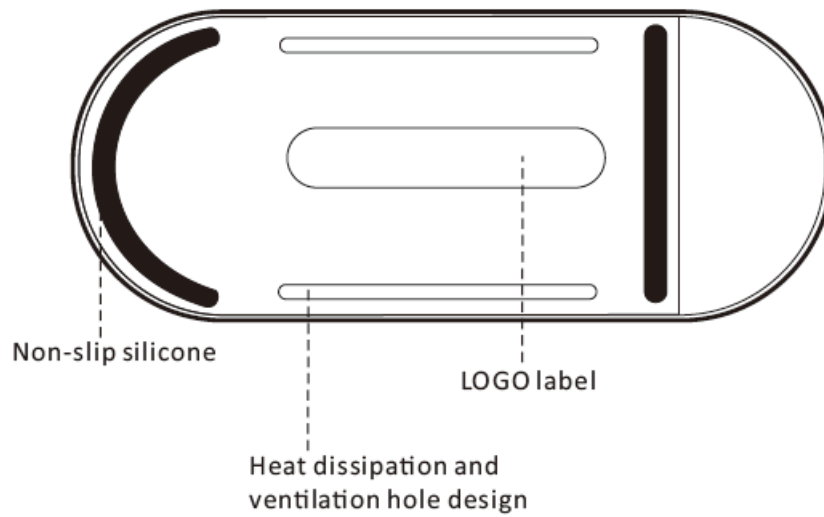
Shenzhen Lazy Cat Communication Technology X6 6 Coil 3-in-1 Wireless Charger



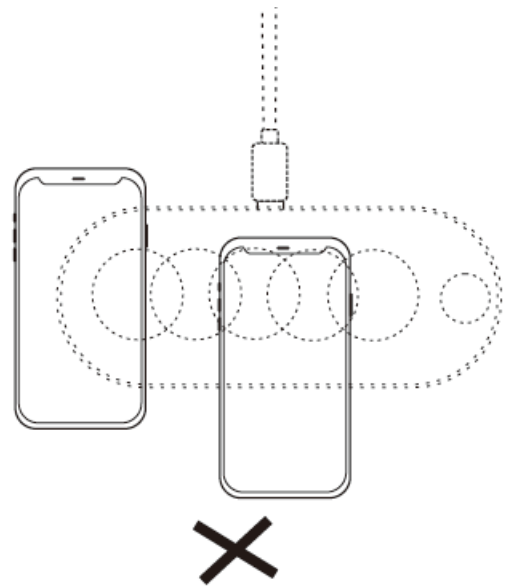
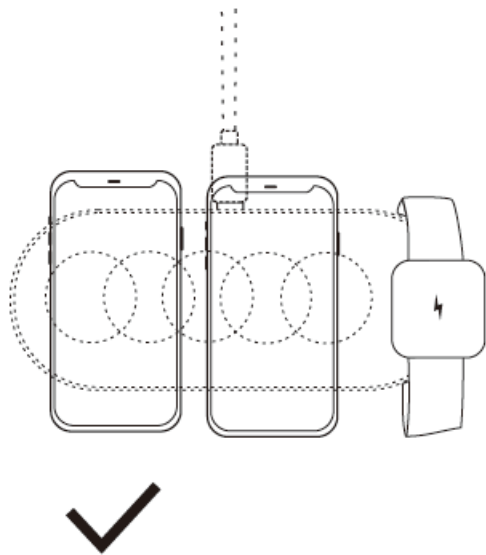
Instruction



Top



Bottom



Product introduction

Thank you for choosing to purchase our company's wireless charging product, This is a wireless charger that supports Qi devices.

Product parameters

- **Name:** 6 coil 3 in 1 wireless charger
- **Model:** X6
- **Material:** Plastic + PU leather cover
- **Color:** electroplated silver
- **Interface:** Type-C
- **Input current:** 12V-3A Max
- **Output power:** 10W Max
- **Compatibility:** Compatible with iPhone 12 /11/XR/SE/X/8, 10W charging mode is compatible with S21/S20/Note 10/S10/Note9 and so on; 5W charging mode works on Any Qi-enabled devices like Google Pixel 3/3XL /4XL and other Qi-enabled phones.
- **Product size:** 20.3cm*8.4cm*1cm (without packaging)
- **Product weight:** 160g (without packaging)
- **Note:** The above parameters are derived from actual product measurements, and actual parameters may vary due to products or other factors.

packing list

- Wireless charger*1
- Manual *1
- Adapter*1

Instructions for use

1. Insert the Type-C interface of the adapter into the wireless charger. Then attach the wireless receiving position of the mobile device that supports wireless charging to the wireless charger transmission area, and try

- to ensure that the wireless receiving position is aligned with the center of the product. (The wireless receiving location is generally in the center of the mobile device).
2. This product can charge two mobile phones with 10W/7.5W fast charging and 5W charging at the same me.
 3. Do not use a voltage lower than 12V3A to power this product. Otherwise, the output power will be reduced.
 4. When charging is complete, please remove the wireless charger.

LED indicator description

1. Turn on: the red and blue lights flash once and then go out.
2. Charging: the blue light is always on.
3. FOD foreign body detec on: the red light flashes.

Matters needing attention

During the charging process of the wireless device, the mobile device runs the high-power application's on the mobile device or uses the application on the device for a long me, and the mobile device heats up. This is a normal situation and will not affect the service life or performance of the device.

1. This product is Compattible with iPhone 12 /11/XR/SE/X/8, 10W charging mode is compatible with S21/S20/Note 10/S10/Note9 and so on; 5W charging mode works on Any Qi-enabled devices like Google Pixel 3/3XL /4XL and other Qi-enabled phones.;
2. It is recommended to use the matching adapter for this product. In order to get a better charging experience.
3. The equipment can be used in an ambient temperature between 0°C and 35°C. The device can be stored at an ambient temperature in the range of -20°C to 50°C. Using or storing the device outside the recommended temperature range may damage the device or shorten the battery life;
4. Do not allow children or animals to chew or swallow the device;
5. Do not disassemble, modify or repair the equipment;
6. Do not place magnetic stripe cards (including credit cards, telephone cards, bank books, and registration cards) near the charging device to avoid damage to the magnetic stripe card due to the magnetic field generated by the device.

Company: Shenzhen LazyCat Communication Technology Co., Ltd. Address: Room 612, Building A, Building 16, Jie wei Industrial Park, Pinghu, Longgang District, Shenzhen
Hotline: +86-755-84876267
Website: www.chargingelfcat.com
Made in China

FCC Statement

This device complies with part 15 FCC Rules. Operation is Subject To the following two conditions:

(1) This device may not cause harmful interference, and (2) this device must accept any interference received, including interference that may cause undesired operation.

Changes or modifications not explicitly approved by the part responsible for compliance could void the user's authority to operate this equipment.

Note: this equipment has been tested and found to comply with the limits for a Class B digital device, pursuant to part 15 of the FCC Rules. These limits are designed to provide reasonable protection against harmful interference in a residential installation. This equipment generates, uses and candidate radio frequency energy and, if not

installed and used in accordance with the instructions, may cause harmful interference to radio communications. However, there is no guarantee that interference will not occur in a particular installation. If this equipment does cause harmful interference to radio or television reception, which can be determined by turning the equipment off and on, the user is encouraged to try to correct the interference by one or more of the following measures:


- Reorient or relocate the receiving antenna.
- Increase the separation between the equipment and receiver.
- Connect the equipment into an outlet on a circuit different from that to which the receiver is connected.
- Consult the dealer or an experienced radio/TV technician for help.

The equipment complies with FCC radiation exposure limits set forth for an uncontrolled environment. During the operation of device a distance of 15 cm surrounding the device and 20 cm above the top surface of the device must be respected.

This device complies with Part 18 of the FCC Rules. This equipment generates uses and can radiate radio frequency energy and, if not installed and used in accordance with the instructions, may cause harmful interference to radio communications. If this equipment does cause harmful interference to radio or television reception, which can be determined by turning the equipment off and on, the user is encouraged to try to correct the interference by one or more of the following measures:

- Increase the separation between the equipment and any other radio device.
- Connect the equipment into an outlet on a circuit different from that to which the receiver is connected.

Documents / Resources

	<p>Shenzhen Lazy Cat Communication Technology X6 6 Coil 3-in-1 Wireless Charger [pdf] Instructions</p> <p>X6, 2AZ5U-X6, 2AZ5UX6, X6 6 Coil 3-in-1 Wireless Charger, 6 Coil 3-in-1 Wireless Charger</p>
---	--