



# Shenzhen Kairuixiang Electronics S20 Multifunction Bluetooth Remote Control with Phone Holder User Manual

[Home](#) » [Shenzhen Kairuixiang Electronics](#) » Shenzhen Kairuixiang Electronics S20 Multifunction Bluetooth Remote Control with Phone Holder User Manual 

## Contents

- [1 Shenzhen Kairuixiang Electronics S20 Multifunction Bluetooth Remote Control with Phone Holder](#)
- [2 Product Information](#)
- [3 Product Usage Instructions](#)
- [4 Product Introduction](#)
- [5 Specifications](#)
- [6 Function Description](#)
- [7 Instructions for use](#)
- [8 Cursor mode operation](#)
- [9 FCC Warning](#)
- [10 Documents / Resources](#)
  - [10.1 References](#)
- [11 Related Posts](#)

# Shenzhen Kairuixiang Electronics

Shenzhen Kairuixiang Electronics S20 Multifunction Bluetooth Remote Control with Phone Holder



## Product Information

- Product Name: S20
- Dimensions: 70.00 mm x 80.00 mm
- Battery: 60mAh/300mAh
- Compliance: FCC Part 15
- Radiation Exposure Limits: FCC guidelines for uncontrolled environment

## Product Usage Instructions

1. Ensure that the device is charged. The battery capacity is either 60mAh or 300mAh.
2. Place the device at least 0cm away from your body to comply with FCC radiation exposure limits.
3. Follow the manufacturer-approved instructions for any changes or modifications to the device.
4. Operate the device in a manner that does not cause harmful interference to other devices.
5. Accept any interference received by the device, including interference that may cause undesired operation.

**Caution:** Any changes or modifications to this device not explicitly approved by the manufacturer could void your authority to operate this equipment.

**Note:** For detailed information on operating and using the product, please refer to the complete user manual

provided by the manufacturer.

## Multifunction Bluetooth Remote Control

Mobile Phone Holder/Video/Selfie For ios Android Honameng system

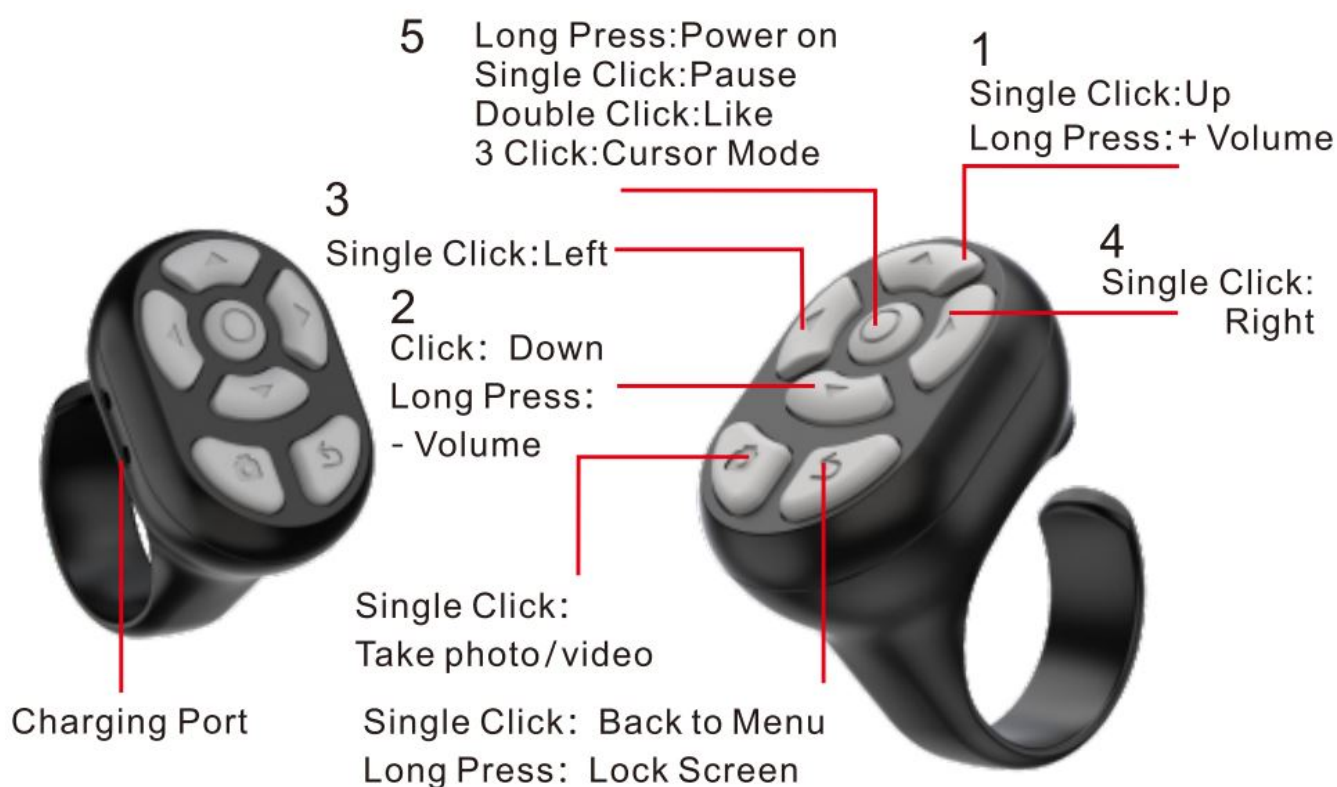
## Product Introduction


The video/reading remote control supports short videos(Tik Tok Kuai shou, Weishi,etc.)and the page-turning function of individual mobile phone reading APPs,supports adjusting the volume of the mobile phone to increase or decrease, and truly releases both hands! It is also a selfie remote control when watching short videos take a beautiful selfie!

## Specifications

Support system:ios15/Android 8.0 Above/Hongmeng system Bluetooth Version:5.3 Transmission Frequency: 2.4-2.4835Ghz Voltage:3.9-4.2V(polymer lithium battery) Battery capacity/charging compartment capacity: 60mAh/300mAh Working hours: 120 hours (with charging Case) Key

## Function Description










## Instructions for use

Press and hold the 5 key for 3 seconds to turn on the phone. When the blue indicator light flashes, search for: Bluetooth device name

After successful pairing of S20 and mobile phone Bluetooth, enter the short video APP.


**IOS15.0 Version and above can only be used after setting.**

The setting method is below:

1. Auxiliary functions  
2.  Touch  
3. Auxiliary touch ON

## Cursor mode operation

Triple click on button 5, after the blue light remains on, click on button 1 to move the touch point up, click with key 2 to move the touch point down, click with key 3 to move the touch point left, and click with key 4 to move the touch point to the right, and click on key 5 to confirm. If the user feels that the sensitivity of the remote controls poor or strong. You can adjust the Tracking Sensitivity] under Execute Touch Gesture to satisfactory sensitivity, [Execute Touch Gesture] must be turned on, as shown in the figure below



In the remote control search or connection state, the remote control enters the sleep state after 15 minutes of no operation, Just briefly press 5 key to instantly wake up, continue searching or automatic connect, and long press 5 key for 3 seconds then power off. Android/Hongmeng mobile phones can be used after pairing, the mouse or dot is not on shot button, Press the key to refer to the settings.

**Note:** If this product cannot be used due to iOS system upgrade, it is force majeure.

## FCC Warning

This equipment has been tested and found to comply with the limits for a Class B digital device, pursuant to part 15 of the FCC Rules. These limits are designed to provide reasonable protection against harmful interference in a residential installation. This equipment generates, uses and can radiate radio frequency energy and, if not installed and used in accordance with the instructions, may cause harmful interference to radio communications. However, there is no guarantee that interference will not occur in a particular installation. If this equipment does cause harmful interference to radio or television reception, which can be determined by turning the equipment off and on, the user is encouraged to try to correct the interference by one or more of the following measures:

- Reorient or relocate the receiving antenna.
- Increase the separation between the equipment and receiver.
- Connect the equipment into an outlet on a circuit different from that to which the receiver is connected.
- Consult the dealer or an experienced radio/TV technician for help.


Caution: Any changes or modifications to this device not explicitly approved by manufacturer could void your authority to operate this equipment. This device complies with part 15 of the FCC Rules. Operation is subject to the following two conditions:

1. This device may not cause harmful interference, and
2. this device must accept any interference received, including interference that may cause undesired operation.

This equipment complies with FCC radiation exposure limits set forth for an uncontrolled environment. This equipment should be installed and operated with minimum distance 0cm between the radiator and your body.

---

## Documents / Resources

	<p><a href="#">Shenzhen Kairuixiang Electronics S20 Multifunction Bluetooth Remote Control with Phone Holder</a> [pdf] User Manual</p> <p>2AIGW-S20, 2AIGWS20, S20, S20 Multifunction Bluetooth Remote Control, Multifunction Bluetooth Remote Control, Bluetooth Remote Control, Remote Control</p>
---	--

## References

- [User Manual](#)