

# Shenzhen Juntong Technology JTPD-03-001 LED Matrix Panel Instruction Manual

[Home](#) » [Shenzhen Juntong Technology](#) » Shenzhen Juntong Technology JTPD-03-001 LED Matrix Panel Instruction Manual 



## Contents

- [1 Shenzhen Juntong Technology JTPD-03-001 LED Matrix Panel](#)
- [2 Product Overview](#)
- [3 Product Features](#)
- [4 Product parameters](#)
- [5 Typical use](#)
- [6 Instructions for use](#)
- [7 FCC Statement](#)
- [8 Documents / Resources](#)
- [9 Related Posts](#)

Shenzhen Juntong Technology JTPD-03-001 LED Matrix Panel



- **Model:** JTPD-03-001
- **Name:** LED Matrix Panel

Product Overview

This product is a Bluetooth display controller. USB direct power supply, using two control methods of mobile phone APP and buttons. Support text, graffiti, animation, music rhythm and other functions.


Product Features

1. Mobile APP control, support to modify text, graffiti, animation and other content.
2. USB powered, plug and play.

Product parameters

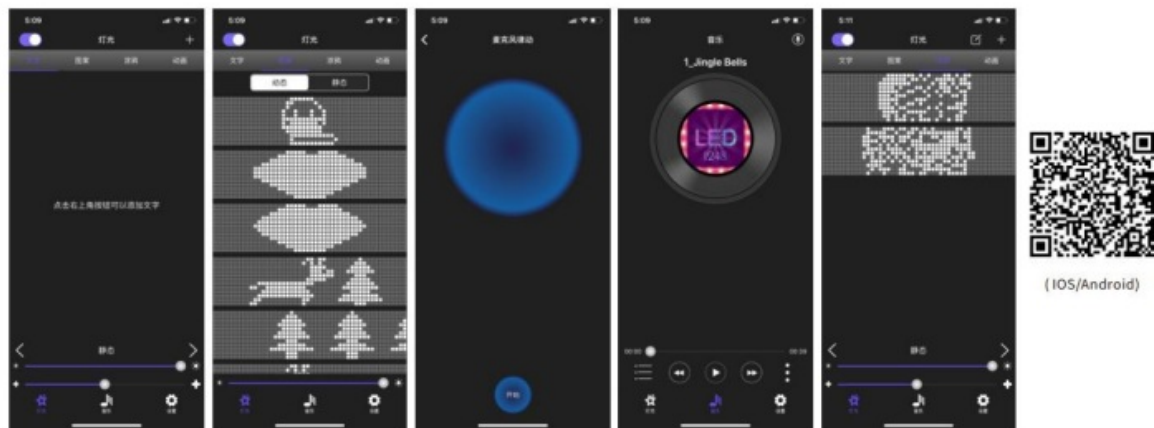
Controller	
Control	App, Key
Operating Voltage	USB DC5V
Input Interface	USB
Output Interface	4PIN light bar plug
Output Power	10W
Size	L64×W24×H12(mm)

## Typical use

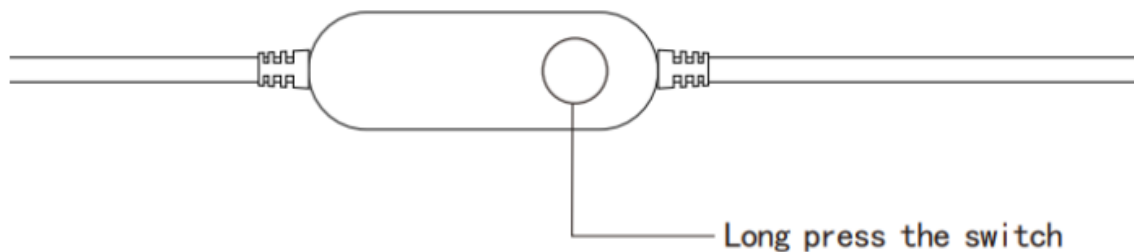


## Instructions for use

### 1. APP



### 2. Key



## Notes

1. Do not use an adapter with voltage over 5V to power the device.
2. Do not use a computer or TV USB to power the device.
3. The output current of the adapter cannot be lower than 2A.

## FCC Statement

This equipment has been tested and found to comply with the limits for a Class B digital device, pursuant to part 15 of the FCC Rules. These limits are designed to provide reasonable protection against harmful interference in a residential installation. This equipment generates, uses and can radiate radio frequency energy and, if not installed and used in accordance with the instructions, may cause harmful interference to radio communications. However, there is no guarantee that interference will not occur in a particular installation. If this equipment does cause harmful interference to radio or television reception, which can be determined by turning the equipment off and on, the user is encouraged to try to correct the interference by one or more of the following measures:

- Reorient or relocate the receiving antenna.
- Increase the separation between the equipment and receiver.
- Connect the equipment into an outlet on a circuit different from that to which the receiver is connected.
- Consult the dealer or an experienced radio/TV technician for help.

**Caution:** Any changes or modifications to this device not explicitly approved by the manufacturer could void your authority to operate this equipment.


This device complies with part 15 of the FCC Rules. Operation is subject to the following two conditions:

1. This device may not cause harmful interference, and
2. this device must accept any interference received, including interference that may cause undesired operation.

## RF Exposure Information

The device has been evaluated to meet general RF exposure requirements. The device can be used in portable exposure conditions without restriction.

## Documents / Resources

	<a href="#">Shenzhen Juntong Technology JTPD-03-001 LED Matrix Panel</a> [pdf] Instruction Manual JTPD-03-001, JTPD03001, 2A455-JTPD-03-001, 2A455JTPD03001, JTPD-03-001 LED Matrix Panel, JTPD-03-001, LED Matrix Panel
---	---