



Shenzhen Hangshi Technology HB206-2 Wireless Membrane Keyboard User Manual

[Home](#) » [Shenzhen Hangshi Technology](#) » Shenzhen Hangshi Technology HB206-2 Wireless Membrane Keyboard User Manual 



SHENZHEN

Hangshi Technology HB206-2 Wireless Membrane Keyboard
User Manual



HB206-2

Thank you for choosing our Membrane keyboard. Please read the user manual carefully before using this product.

Contents

- [1 Package contents](#)
- [2 System requirement](#)
- [3 Product Parameter](#)
- [4 The keyboard Function](#)
- [5 Instruction](#)
- [6 Troubleshooting](#)
- [7 Documents / Resources](#)
- [8 Related Posts](#)

Package contents

- Membrane Keyboard ——— xl
- User manual————— xl
- USB-C Cable————— xl

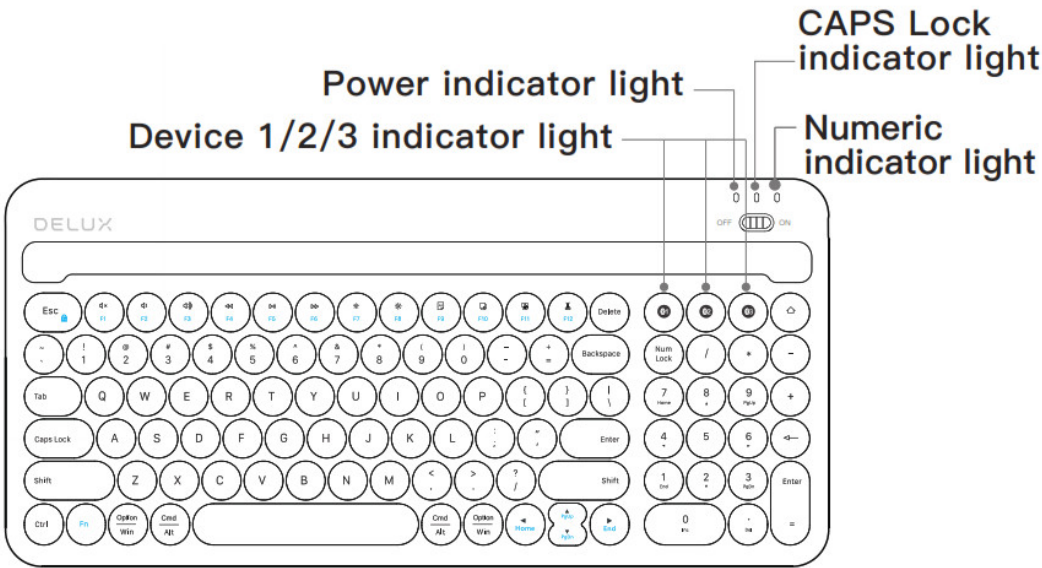
System requirement














Compatible with Windows7, Windows8, Windows, Mac, Android, IOS

Product Parameter

Connection: Wireless	Operating Distance:8m
Keystroke Life:3 million strokes	Operating Temperature:-10 C – +55 C
The Number of Keys:100 keys	Working Voltage:3.0-4.2V
Lithium Battery:280mAh	Working Current:54mA
BT Version: BT 5.1	Sleep Current:<50uA

The keyboard Function



Icon	IOS Function	Windows Function	Icon	IOS Function	Windows Function
Fn+ ESC 	FN switch	FN switch		Mute	Mute
	Volume-	Volume-		Volume+	Volume+
	Previous Track	Previous Track		Play/Pause	Play/Pause
	Next Track	Next Track		Lightness-	Lightness-
	Lightness+	Lightness+		Select all	Select all
	Copy	Copy		Paste	Paste
	Cut	Cut			

Instruction

1. Code Matching Mode:

- Turn on the power switch on the keyboard.
- Press a BT key for 3 seconds. The BT indicator will flash in white light.
- Turn on the BT of your device and search.(BT name:Bluetooth 5.1 KB2), click the BT name, and then your device will connect to the Keyboard.
- When the connection is done, the indicator light keeps on.

2. Device Switch:

After the keyboard is connected to your device, you can simply click the relevant BT icon key to select the connected device, and the relevant indicator light will stay on. If you don't need to connect the keyboard with three devices, you can also connect the keyboard with one or two devices.

3. The keyboard will go into sleep mode without any action for a period of time. But it can be woken up by pressing any key.

Troubleshooting

- Make sure the keyboard is on (slide switch in the "ON" position).
- Make sure the keyboard is within operating distance (within 10 meters).
- Ensure the battery storage has power.
- Make sure the BT in tablet I PC / smartphone is on.


- Ensure the wireless keyboard has already matched with BT.
- If you cannot find “Bluetooth 5.1 KB2” in the “add new devices”, it might be because the “Bluetooth 5.1 KB2” is in the “BT interface and other devices” list, you can delete it and add it again.



<http://www.deluxworld.com/service/download/>



Documents / Resources



[Shenzhen Hangshi Technology HB206-2 Wireless Membrane Keyboard](#) [pdf] User Manual
HB206-2B, HB2062B, 2AKHJ-HB206-2B, 2AKHJHB2062B, HB206-2, Wireless Membrane Key
board, HB206-2 Wireless Membrane Keyboard