



Shenzhen Hangshi Technology GM908CV Ergonomic Keyboard User Manual

[Home](#) » [Shenzhen Hangshi Technology](#) » Shenzhen Hangshi Technology GM908CV Ergonomic Keyboard User Manual 

SHENZHEN

GM908CV



Ergonomic Keyboard

Contents

- [1 Hangshi Technology GM908CV Ergonomic Keyboard](#)
- [2 Documents / Resources](#)
- [3 Related Posts](#)

Hangshi Technology GM908CV Ergonomic Keyboard













Thank you for choosing this keyboard. Please read the user manual carefully before using this product.

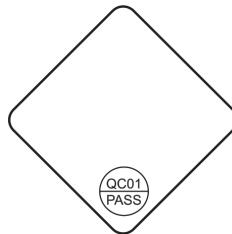
Connection	2.4G+BT3.0+BT5.0
Key lifetime	3 million
Key amount	105
Battery	210mAh Li-ion battery
Dimension	419.59*220.11*19.71mm
Working voltage	3.2-4.2V



Indicator	Icon	Color	Definition
2.4G		Red	Press FN+Q to code, and the red indicator flashes slowly.
Bluetooth 3.0		Green	Press FN+W to code and the green indicator flashes slowly.
Bluetooth 5.0		Blue	Press FN+E to code, and the green indicator flashes slowly.
Uppercase lowercase		Green	Green indicator on
Power On		Green	Green indicator on for 3S.
Charging		Red Green	Red indicator on when charging, green indicator on when fully charged.

Press FN+ESC to lock FN, now F1~F12 are working.

F1	 Brightness-	F2	 Brightness+
F3	 Mute	F4	 Volume-
F5	 Volume+	F5	 Previous track
F7	 Play/Pause	F8	 Next track
F9	 Homepage	F10	 Search for
F11	 Multi-window	F12	 Setting




NOTE: This equipment has been tested and found to comply with the limits for a Class B digital device, pursuant to part 15 of the FCC Rules. These limits are designed to provide reasonable protection against harmful interference in a residential installation. This equipment generates uses and can radiate radio frequency energy and, if not installed and used in accordance with the instructions, may cause harmful interference to radio communications. However, there is no guarantee that interference will not occur in a particular installation. If this equipment does cause harmful interference to radio or television reception, which can be determined by turning the equipment off and on, the user is encouraged to try to correct the interference by one or more of the following measures:

- Reorient or relocate the receiving antenna.
- Increase the separation between the equipment and receiver.
- Connect the equipment into an outlet on a circuit different from that to which the receiver is connected.
- Consult the dealer or an experienced radio/TV technician for help

Changes or modifications not expressly approved by the party responsible for compliance could void the user's authority to operate the equipment.



Documents / Resources



[Shenzhen Hangshi Technology GM908CV Ergonomic Keyboard](#) [pdf] User Manual
HD323, 2AKHJ-HD323, 2AKHJHD323, GM908CV Ergonomic Keyboard, GM908CV,
Ergonomic Keyboard

Manuals+