


# Shenzhen Guarder Secure Technology SC200 Smart Air Disinfection Machine User Manual


[Home](#) » [Shenzhen Guarder Secure Technology](#) » Shenzhen Guarder Secure Technology SC200 Smart Air Disinfection Machine User Manual 

## Contents

- [1 Shenzhen Guarder Secure Technology SC200 Smart Air Disinfection Machine](#)
- [2 Product Introduction](#)
- [3 Technical Specifications](#)
- [4 Scope of application](#)
- [5 Accessories](#)
- [6 Attentions](#)
- [7 Maintenance](#)
- [8 FCC Statement](#)
- [9 Documents / Resources](#)
- [10 Related Posts](#)

# SHENZHEN

**Shenzhen Guarder Secure Technology SC200 Smart Air Disinfection Machine**



## Product Introduction

UNIKITON Smart Air Disinfection Machine series product adopt the international leading photocatalytic disinfection technology and high frequency light waves sterilization technology to decompose harmful gases and bacteria in the air. The machine installed with built-in negative oxygen ion generator which emits a hundred billion negative ions. It can fresh and purify the room air. The device can connect internet by Wi-Fi or network cables, the 22" HD LED display with built-in Android system allow users to publish multimedia files remotely.

## Technical Specifications

Model	SC220	SC200
Product size	<b>62''*32*6 . 1cm</b>	92' 46''13cm
Display	22" LED Screen	32" LED Screen
UV-C Lamp	18W' 2	36W'4
UV-C Wave length	253.7nm	253.7nm
<b>Negative oxygen ion generator</b>	2pcs	3pcs
<b>Air volume</b>	148m'/hour	252m'/hour
<b>Power</b>	14 0W	260W
Voltage	AC110-240V 50/60Hz	AC110-240V 50/60Hz
<b>Temperature</b>	0°C-40°C	0' C-40' C
Safety class	Class I • Type B	Class I • Type B
<b>Working level</b>	4 Levels ; A-Automatic 8-Low C-Strong D- Power off	

## Scope of application

Shopping malls, supermarkets, exhibition centers, art & culture centers, hospitals, airports, railway stations, subway stations and other public areas.

## Accessories

<b>Wall mount rack</b>	WiFi antenna	<b>Powerline</b>	Remote controller,e
1set	1 pc	1 pc	1 pc

The wall mount height is suggested about 1.5meter from the floor, the installation location can be determined according to the actual situation.

## Attentions

1. Please read this user manual before use the product and keep the user manual stock well as possible.
2. Do not make the UVC light shoot the body directly when using or repairing the device.
3. Make sure there is a grounding wire when using the product to prevent electric shock.
4. Water and sundries are strictly prohibited to enter the machine, otherwise it will cause damage.
5. Do not dismantle the machine without authorization. In case of failure, please turn off the power first and contact the technician.

## Maintenance

1. Please keep clean the filters while the machine working more than 300 hours to keep the fans output enough air. The filter screen can be take down and clear by water, after cleaning the filter screen should be install on the machine.
2. Please stop use the device if there is any abnormal sound and check if the disinfection device, circulating air device, air filter device working well. If any problems, please contact professional personnel for maintenance.

## FCC Statement

This equipment has been tested and found to comply with the limits for a Class B digital device, pursuant to part 15 of the FCC Rules. These limits are designed to provide reasonable protection against harmful interference in a residential installation. This equipment generates, uses and can radiate radio frequency energy and, if not installed and used in accordance with the instructions, may cause harmful interference to radio communications. However, there is no guarantee that interference will not occur in a particular installation. If this equipment does cause harmful interference to radio or television reception, which can be determined by turning the equipment off and on, the user is encouraged to try to correct the interference by one or more of the following measures:

- Reorient or relocate the receiving antenna.
- Increase the separation between the equipment and receiver.
- Connect the equipment into an outlet on a circuit different from that to which the receiver is connected.
- Consult the dealer or an experienced radio/TV technician for help.

### RF exposure compliance statement:

This device has been evaluated to meet the general RF exposure requirement

### WARNING:


1. In order for the product to be used normally, please keep a distance of at least 20cm, and do not accumulate debris or cover the air outlet.
2. changes or modifications not expressly approved by the party responsible for compliance could void the user's authority to operate the equipment.

Manufacturer: Shenzhen Guarder Secure Technology Co., Ltd. Address: Floor 5th, Building D, Ke Li Bang Industrial Park, Fucheng Subdistrict, Longhua District, Shenzhen, China Tel: (0086)400-116-9219 China Sanitary License No.: EF[2020]-02-B92495 Executive: WS/T 648 2019

Website.: [www.unikiton.com](http://www.unikiton.com) [www.sgtmedical.com](http://www.sgtmedical.com)

PLEASE READ THIS USER MANUAL BEFORE USE THIS PRODUCT.

## Documents / Resources

	<p><a href="#">Shenzhen Guarder Secure Technology SC200 Smart Air Disinfection Machine</a> [pdf] User Manual</p> <p>SC200, 2ARVP-SC200, 2ARVPSC200, Smart Air Disinfection Machine, SC200 Smart Air Disinfection Machine</p>
---	--

