



Shenzhen Funpower General Technology FT0316A Remote Control Transmitter User Manual

[Home](#) » [Shenzhen Funpower General Technology](#) » Shenzhen Funpower General Technology FT0316A Remote Control Transmitter User Manual 



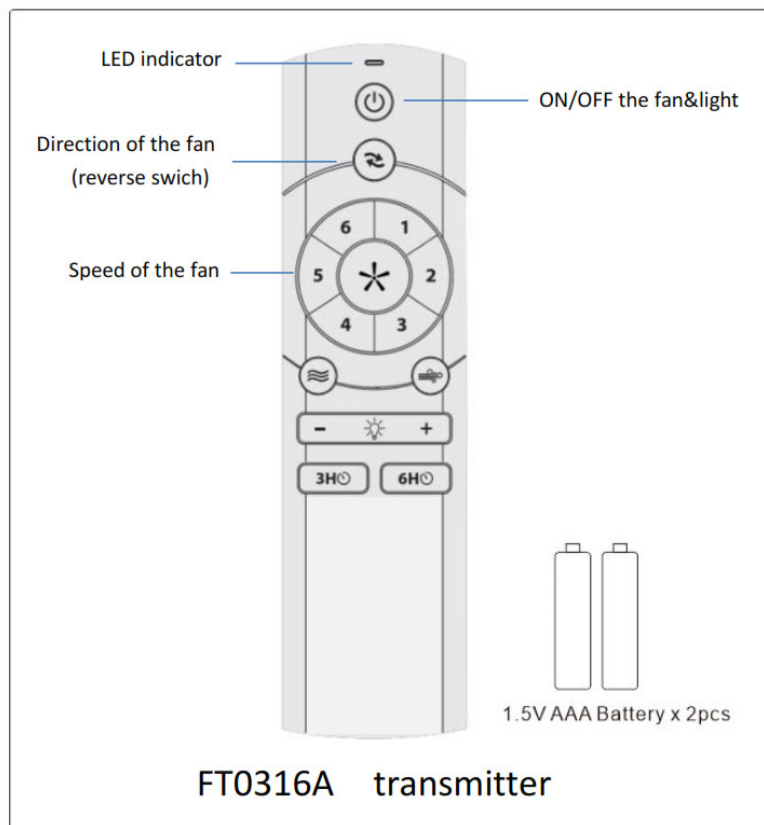
SHENZHEN

USER MANUAL FOR FT0316A REMOTE CONTROL TRANSMITTER

Contents

- [1 Operation Instructions](#)
- [2 FCC Instructions](#)
- [3 Documents / Resources](#)
- [4 Related Posts](#)

Operation Instructions



1. **ON/OFF the Fan & Light**

- When the fan and lamp shut down, press this button, the fan goes to Speed 3, and the light is on at 50%.
- When the fan and lamp are on, press this button, both the fan and light shut down.

2. **Speed of the fan (1~6 level)**

- Press the key "1,2,3,4,5,6" to turn on the fan to the designated speed level.
- After pressing speed level Keys, the fan will enter the corresponding speed level from other speed levels or idle.
- Key "1" is the lowest speed, and key "6" is the highest speed.


3. **Fan Switch Off Button**

4. **Fan timing control**


Set up the timer at 3hour,6 hours.

3H press this key, the fan will stop after 3 hours.

6H press this key, the fan will stop after 6 hours.






- The timing function of the key works when the fan is running.
- Press the key  will cancel the timer.
- Timing function for the fan only.
- The latest timer will take place the previous one.

5. The direction of the fan

- Press the key  can change the running direction of the fan.

6. The other optional functions are as below:



-  Light on/off.
-  Turn down the brightness of the light.
-  Turn up the brightness of the light.
-  Breeze Mode: Between Speed 2 to Speed 4, at 40 seconds in a curve and circle speed. Reach one specific speed, it changes to another speed.
-  Wind Mode: Within 20 seconds, the speed goes to random speed between speeds 2 to 5. Leadtime and speed are also random. 20 seconds refer to the random stopping time that does not include the speed changing time.

6. The transmitter use 2pcs of 1.5V AAA battery, please install the battery correctly.

II. Use precautions

1. When pressing the key of the transmitter, the LED indicator doesn't on, please inspect the battery installation.
2. When pressing the key of the transmitter, the LED indicator flashing, which means the battery gets low voltage, please replace a new one.
3. Please pull out the battery from the transmitter when left unused for a long time.

FCC Instructions

This product has been tested and found to comply with the limits for a Class B digital device, pursuant to Part 15 of the FCC Rules. These limits are designed to provide reasonable protection against harmful interference in a residential installation. This product generates, uses, and can radiate radio frequency energy and, if not installed and used in accordance with the instructions, may cause harmful interference to radio communications. However, there is no guarantee that interference will not occur in a particular installation. If the product does cause harmful interference to radio or television reception, which can be determined by turning the equipment off and on, the user is encouraged to try to correct the interference by one or more of the following measures:

- Reorient or relocate the receiving antenna.
- Increase the separation between the product and receiver.
- Connect the product into an outlet on a circuit different from that to which the receiver is connected.
- Consult the dealer or an experienced radio/TV technician for help. This device complies with Part 15 of the FCC Rules. Operation is subject to the following two conditions: (1) this device may not cause harmful interference, and (2) this device must accept any interference received, including interference that may cause undesired operation.

Warning: Changes or modifications not expressly approved by the party responsible for compliance could void the user's authority to operate the product.

FCC ID: 2ABUP-FT0316A

IC 25540-FT0316A

This device contains license-exempt transmitter(s)/receiver(s) that comply with Innovation, Science, and Economic

Development Canada's license-exempt RSS(s). Operation is subject to the following two conditions:

- (1) This device may not cause interference.

(2) This device must accept any interference, including interference that may cause undesired operation of the device.

Any changes or modifications not expressly approved by the party responsible for compliance could void the user's authority to operate the equipment.

RF exposure statement:

The equipment complies with the IC Radiation exposure limit set forth for an uncontrolled environment.

Documents / Resources

	<p>Shenzhen Funpower General Technology FT0316A Remote Control Transmitter [pdf] User Manual</p> <p>FT0316A, 2ABUP-FT0316A, 2ABUPFT0316A, FT0316A Remote Control Transmitter, Remote Control Transmitter, Transmitter</p>
---	---