



Shenzhen Fenxiang Technology K100 2.4GHz Laser Pointer User Manual

[Home](#) » [Shenzhen Fenxiang Technology](#) » Shenzhen Fenxiang Technology K100 2.4GHz Laser Pointer User Manual 

Shenzhen Fenxiang Technology K100 2.4GHz Laser Pointer User Manual

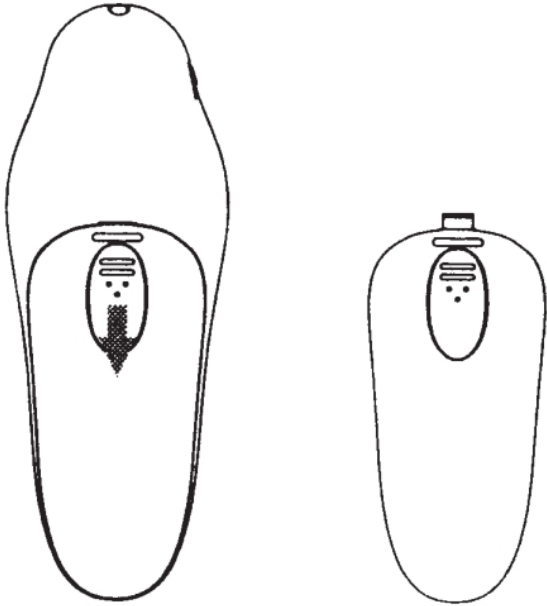


Contents

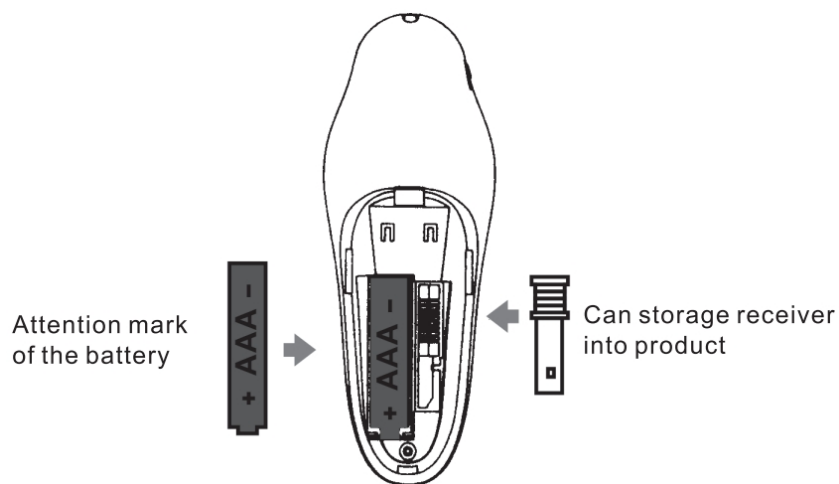
- [1 Open the battery cover](#)
- [2 Install Battery and Storage Receiver](#)
- [3 Key Definition](#)
- [4 FCC STATEMENT](#)
- [5 Documents / Resources](#)
- [6 Related Posts](#)

Open the battery cover

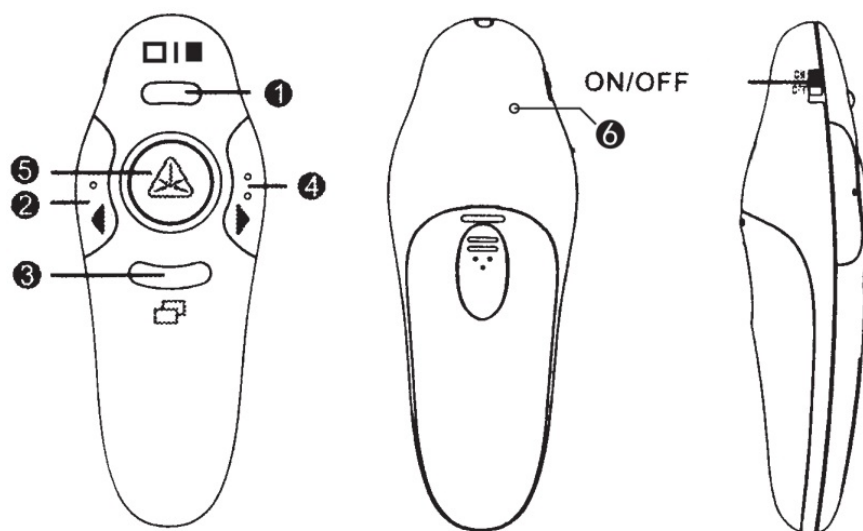
Open Battery Cover According to the arrow.



Install Battery and Storage Receiver






Key Definition



Button Function Description:

- **1 Button:** Short press Blank screen / Return blank screen
- **2 Button:** Page UP
- **3 Button:** Short press Full screen / return full screen
- **4 Button:** Page down
- **5 Button:** Laser
- **5 Button+6 Button:** Laser Light.on

Mode Switching: Combo button 2 + 4

1. **The Default PPT Mode:** PageUp and PageDown Keys (Page Turning Buttons for PowerPoint/keynote). 
2. **Prezi Mode:** Left and Right Keys(Page Turning Buttons for prezi). 
3. **Web Browsing Mode:** PageUp and PageDown Keys(Page Turning Buttons for Browser and Image Browsing Software). 

FCC STATEMENT

This device complies with part 15 of the FCC Rules, contains licence-exempt transmitter(s)/receiver(s) that comply with Innovation, Science and Economic Development Canada's licence-exempt RSS(s).

Operation is subject to the following two conditions:

1. This device may not cause interference.
2. This device must accept any interference, including interference that may cause undesired operation of the device.


NOTE: This equipment has been tested and found to comply with the limits for a Class B digital device, pursuant to part 15 of the FCC Rules. These limits are designed to provide reasonable protection against harmful interference in a residential installation. This equipment generates, uses and can radiate radio frequency energy and, if not installed and used in accordance with the instructions, may cause harmful interference to radio communications. However, there is no guarantee that interference will not occur in a particular installation. If this equipment does cause harmful interference to radio or television reception, which can be determined by turning

the equipment off and on, the user is encouraged to try to correct the interference by one or more of the following measures:

- Reorient or relocate the receiving antenna.
- Increase the separation between the equipment and receiver.
- Connect the equipment into an outlet on a circuit different from that to which the receiver is connected.
- Consult the dealer or an experienced radio/TV technician for help.

Warning: Changes or modifications not expressly approved by the party responsible for compliance could void the user's authority to operate the equipment.

Documents / Resources

	Shenzhen Fenxiang Technology K100 2.4GHz Laser Pointer [pdf] User Manual K100, 2A4ET-K100, 2A4ETK100, K100 2.4GHz Laser Pointer, 2.4GHz Laser Pointer
---	--