



Shenzhen Feihe Electronics W10 LED Table Lamp User Manual

[Home](#) » [Shenzhen Feihe Electronics](#) » Shenzhen Feihe Electronics W10 LED Table Lamp User Manual 

Shenzhen Feihe Electronics W10 LED Table Lamp User Manual



Contents

- [1 Package List](#)
- [2 Product Introduction](#)
- [3 Instruction](#)
- [4 Specification](#)
- [5 Harmful matter content](#)
- [6 Product Warranty regulation](#)
- [7 FCC Statement](#)
- [8 Documents / Resources](#)
- [9 Related Posts](#)

Package List



Table lamp



DC Adaptor

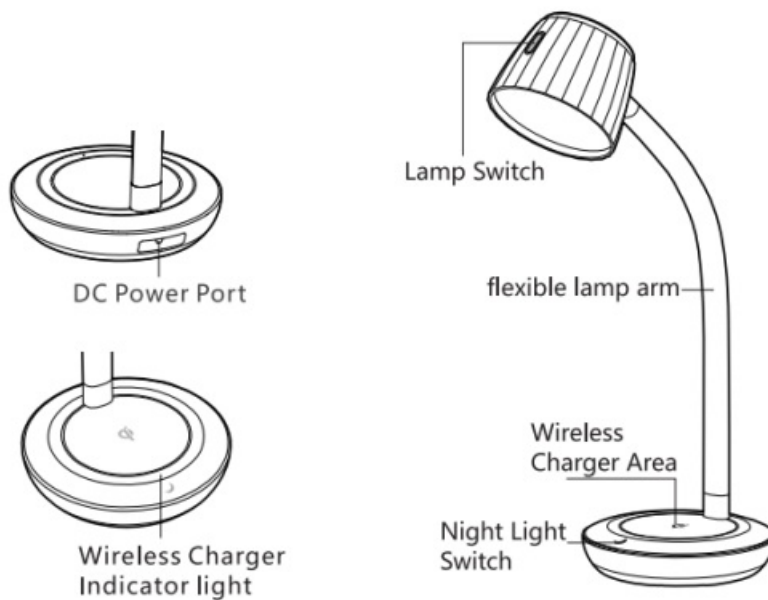


User Manual

Note: Product images and description only for reference purpose. Due to product upgrading, physical picture may be associated with some small differences in kind, please see the subject product.

Product Introduction

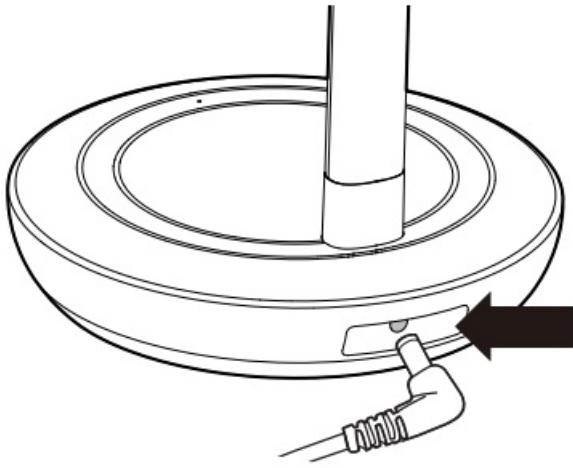
Please read carefully before using and keep it properly



Instruction

Power connection


Insert the matched adapter head into the socket behind the lamp

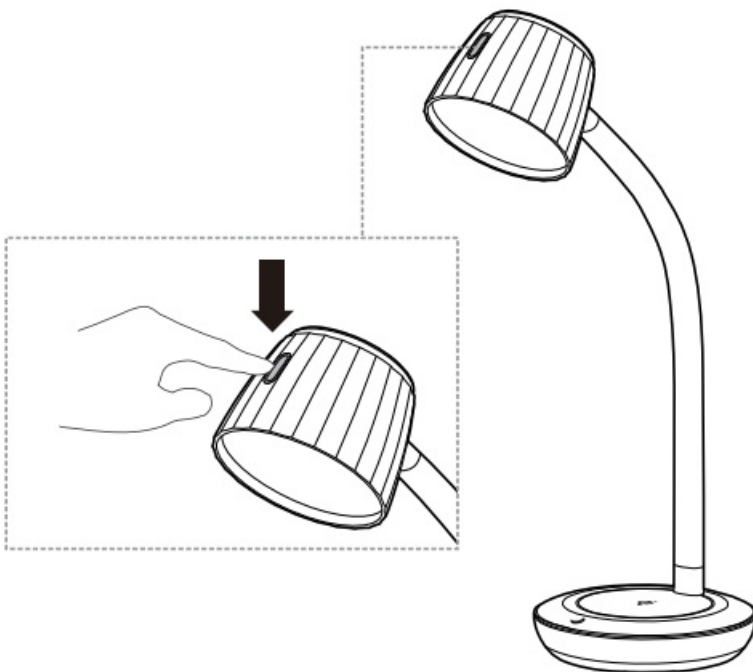


Notice:


- Please use the original power supply, do not use the cable extension or splitter,
- otherwise the product may work abnormal.
- Do not use an adapter which isn't match with output 12V.
- If the lights flickered or noisy, please timely check the power supply
- Do not connect the adapter metal point with other metals, or permanent damage to your product or other dangerous may result or. The original adapter is for this product only, and do not support for other use.

Lighting Operation

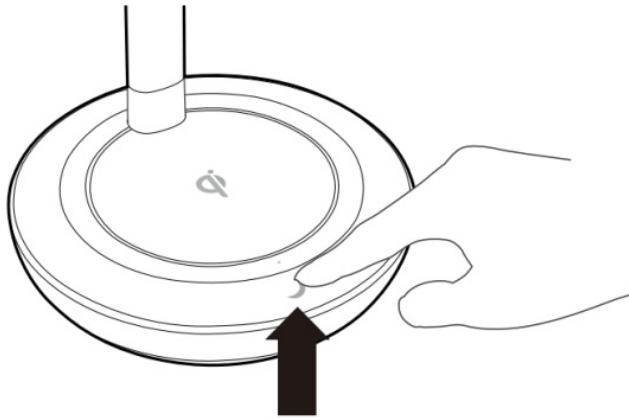
Night Light Brightness' Adjustment Short touch button  to adjust the night light brightness, (Low-medium-high-off) It is maximum brightness when first power connected.




Night Light Brightness Adjustment

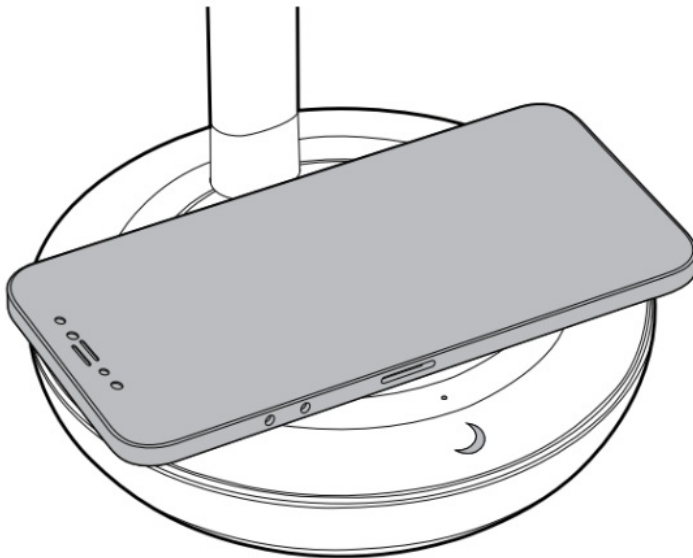
Touch button  to adjust the night light brightness. (Low-medium-high- off) It is maximum brightness when first

power connected.



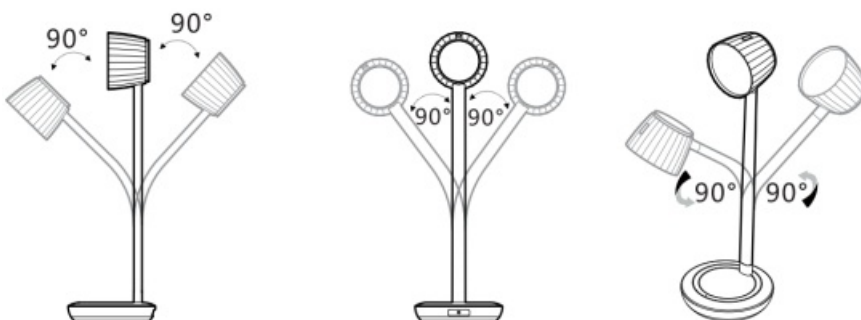
Wireless Charging Function

Put the equipment with Qi technical standard on the middle of  to start charging



Notice: the light indicator is red when charging, and turn green when fully charged, if the red light is flashing, it means charging failure.

Illumination angle adjustment



warning: please do not over-adjusting there joint activity parts to avoid any damage to the lamp.

Specification

- Model: W10
- Working Temperature: -20-50°C
- Rated power: 18W
- Net Weight: 633g
- Rated Input: 12V/1.5A
- Color Temperature Ranges:3800K-4300K
- Product Name: Table Lamp with Wireless Charger
- Wireless Charger Output: 5W
- Lamp Size: 150*150*497mm

Cautions

- Please wipe it by soft cotton fabric for surface cleaning, and do not use any corrosive solvents.
- The light source is irreplaceable. Please stop use when actually wear out
- If a failover occurs, please do not disassemble by yourself to avoid any damage on the product. You can contact the manufacture for maintenance.

Harmful matter content

Material	hazardous substance					
	(Pb)	(Hg)	(Cd)	(Cr(VI))	(PBB)	(PBDE)
Metal	X	○	○	○	○	○
Plastic	○	○	○	○	○	○
Wire	○	○	○	○	○	○
PCBA board	○	○	○	○	○	○

The form is based on standard of SJ/T 11364:

○ : The hazardous substance is under the limit of the standard of GB/T 26572 in all homogeneous material of the component.

X : The hazardous substance is in excess of the standard of GB/T 26572 in at least one homogeneous material of the component.



Product Warranty regulation

The warranty services of this product is strictly in accordance with Consumer Protection Law and The product quality law of China. If there is a performance fault listed in the "product performance fault table" after checking by after-sale service center, the service content is as follows:

- Within 7 days after receiving the product, it is free to enjoy the refund and exchange service.
- Within 8-15 days after receiving the product, it is free to enjoy replacement or maintenance service.
- Within 12 months after receiving the product, it is free to enjoy maintenance service.

Non-warranty regulation

- Unauthorized maintenance, misuse, collision, neglect, abuse, fluid intake, accident, altered or tear up labels/anti-fake label;
- Exceed the warranty validity date;
- Damage caused by force majeure;
- Troubles are not on the range of “product performance fault table”
- The human caused performance failure but listed in the product performance fault table”, including use of dimmer/non-rated voltage/non-specified environment.

Product performance fault table

- **model:** W10
 - **Performance failure:**
 1. the light doesn't work
 2. lamp flickering
 3. Unable to turn on the light
 4. Slow wireless charging
 5. shell is damaged due to structural or material factors
1. You're advised to keep the packing boxes for at least 30 days after receiving, since the packing boxes are used to ensure the safety of transportation;
 2. This product is only sold in China mainland (excluding Hong Kong, Macao and Taiwan), so the warranty is for China mainland only(excluding Hong Kong, Macao and Taiwan).

Warranty Card

cut here

customer name _____ (Mr/Ms) Tel _____

Address serial _____ number _____

model Purchasing _____ date _____

Purchasing store _____

Store address _____

Invoice number _____

Company Seal

FCC Statement


Changes or modifications not expressly approved by the party responsible for compliance could void the user's authority to operate the equipment. This equipment has been tested and found to comply with the limits for a Class B digital device, pursuant to Part 15 of the FCC Rules. These limits are designed to provide reasonable protection against harmful interference in a residential installation. This equipment generates uses and can

radiate radio frequency energy and, if not installed and used in accordance with the instructions, may cause harmful interference to radio communications. However, there is no guarantee that interference will not occur in a particular installation. If this equipment does cause harmful interference to radio or television reception, which can be determined by turning the equipment off and on, the user is encouraged to try to correct the interference by one or more of the following measures:

- Reorient or relocate the receiving antenna.
- Increase the separation between the equipment and receiver.
- Connect the equipment into an outlet on a circuit different from that to which the receiver is connected.
- Consult the dealer or an experienced radio/TV technician for help

This device complies with part 15 of the FCC rules. Operation is subject to the following two conditions (1) this device may not cause harmful interference, and (2) this device must accept any interference received, including interference that may cause undesired operation. This equipment complies with FCC radiation exposure limits set forth for an uncontrolled environment. This equipment should be installed and operated with minimum distance 20cm between the radiator & your body.

Documents / Resources

	Shenzhen Feihe Electronics W10 LED Table Lamp [pdf] User Manual W10, 2AQRG-W10, 2AQRGW10, W10 LED Table Lamp, LED Table Lamp
---	---