



Shenzhen Donar Electronic Technology BT1503 Foldable Bluetooth 5.1 Keyboard User Manual

[Home](#) » [Shenzhen Donar Electronic Technology](#) » Shenzhen Donar Electronic Technology BT1503 Foldable Bluetooth 5.1 Keyboard User Manual 

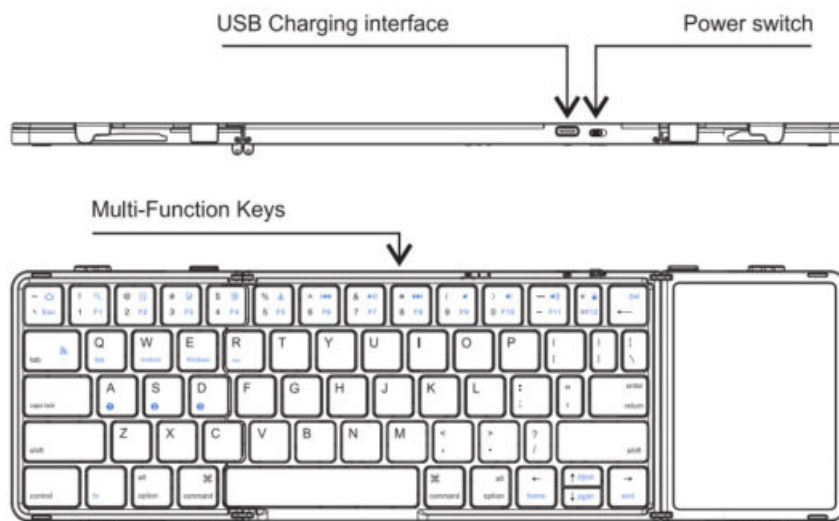


SHENZHEN

Donar Electronic Technology BT1503 Foldable Bluetooth 5.1 Keyboard User Manual



Note: Please read the user manual carefully before you start using this product.



Compatible system

Windows/ios/Android/Mac

Contents

- [1 Technical Specifications](#)
- [2 Product features](#)
- [3 Three systems switching language:](#)
- [4 iOS Connection instructions:](#)
- [5 Mac Connection instructions:](#)
- [6 Win 10 Connection instructions:](#)
- [7 Android Connection instructions:](#)
- [8 Touchpad Functions](#)
- [9 Keyboard Maintenance](#)
- [10 FAQ](#)
- [11 Warranty Card](#)
- [12 Documents / Resources](#)
- [13 Related Posts](#)

Technical Specifications

Keyboard size 346.86×106.09×8.8mm(open) 187×106.09×17.8mm(folding)

Use a touchpad the working current is <10mA

Standby current:<1 mA

Key working current:<4mA Working

Sleep current 17μA

Sleep time: Ten minutes

distance:10m

Lithium battery capacity.210mAh



































Awaken way: Press key

Working voltage.3.7V

Touchpad size 92.1 x67.46mm

Weighl:227g


Product features


Fn+	iOS/Mac Android	Fn+ shift	Windows	Fn+	Windows
	Return to Desk		Return to Desk		Esc
	Search		Search		F1
	Select		Select		F2
	Copy		Copy		F3
	Stick		Stick		F4
	Cut		Cut		F5
	Pre-Track		Pre-Track		F6
	Play/Pause		Play/Pause		F7
	Next		Next		F8
	Mute		Mute		F9
	Volume-		Volume-		F10
	Volume+		Volume+		F11
	Lock		Lock		F12


Three systems switching language:




- Windows: Alt+Shift switch language.
- iOS/Mac: Ctrl+Space key switch language.
- Android: Shift+Space key switch language.

Multi-channel connection:

When connecting the first device. Press Fn+ , then press Fn+tab to pair the code to start the connection.

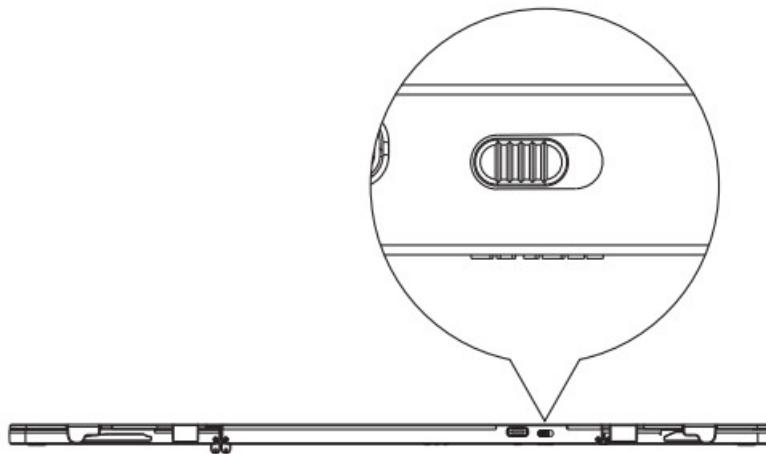
When connecting the second device, press Fn+ , then press Fn+tab to pair the code to start the connection.

When connecting the third device, press Fn+ , and then press Fn+tab to pair the code to start the connection.

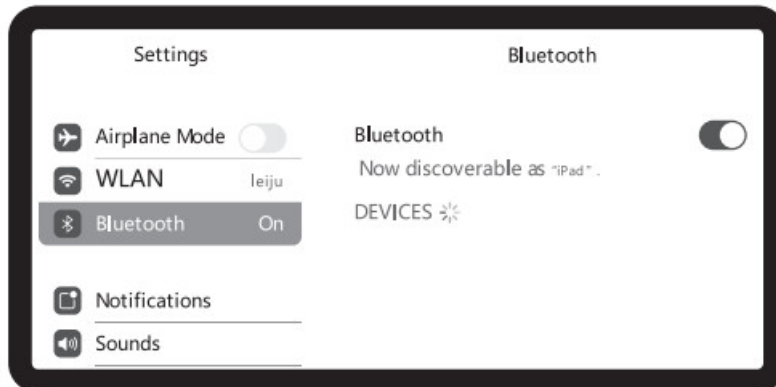
When using multiple devices at the same time, press Fn+    switches to the connected device freely.

iOS Connection instructions:

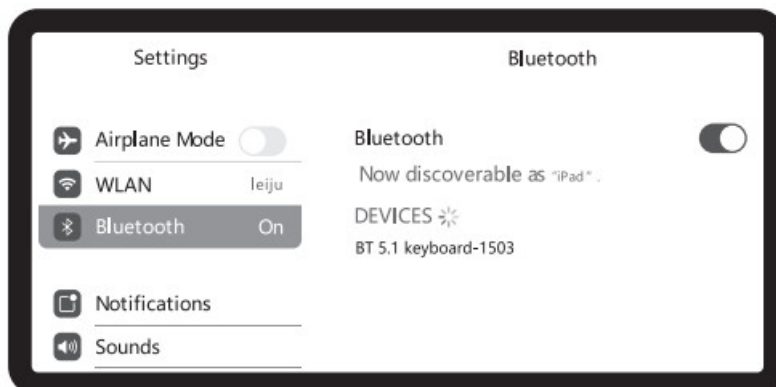
1. Please open the power switch, blue lights up, Select channel, press the Fn + tab to connect button, and the blue light twinkles.



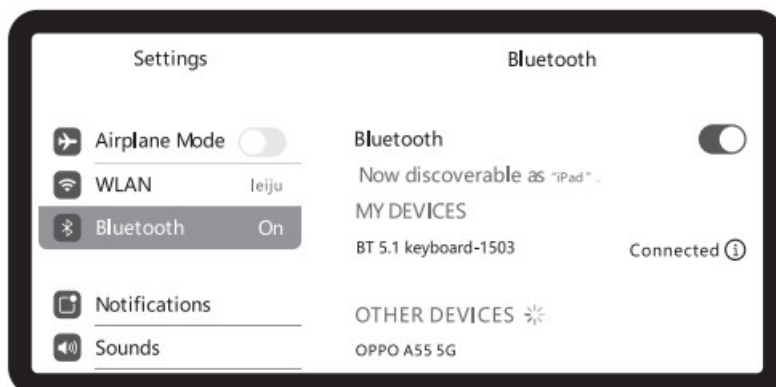
2. Open the setup button at starting interface and select" Bluetooth.", then search.



3. You will find the" BT 5.1 keyboard-1503", and click the pairing name to connect.

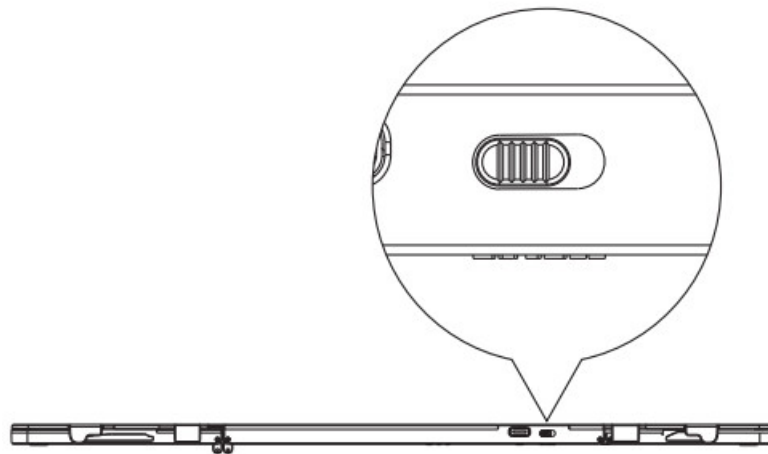


4. There is a tip for connecting successfully, you can use your keyboard comfortably.

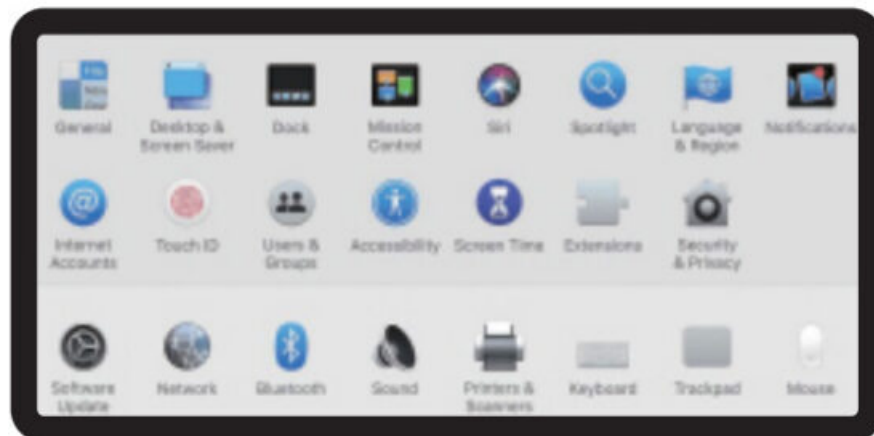


Mac Connection instructions:

1. Please open the power switch, blue lights up, Select channel, press the Fn + tab to connect button, and the blue light twinkles.



2. Open the Mac System Preferences and select "Bluetooth" then search.



3. You will find the "BT 5.1 keyboard-1503", and click the pairing name to connect.

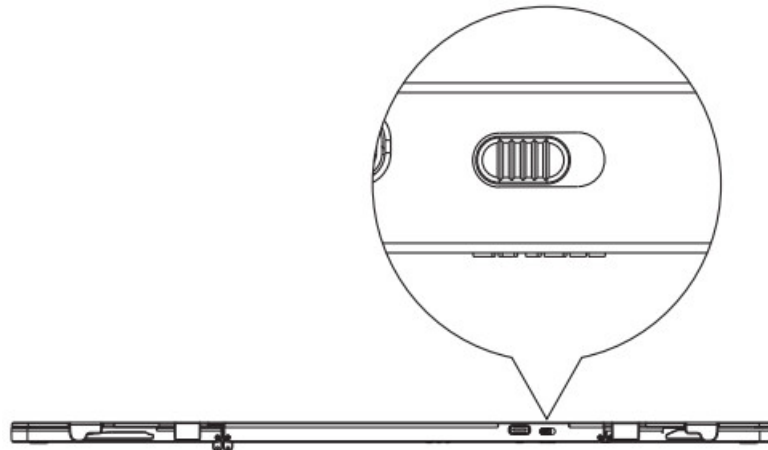


4. There is a tip for connecting successfully, you can use your keyboard comfortably.

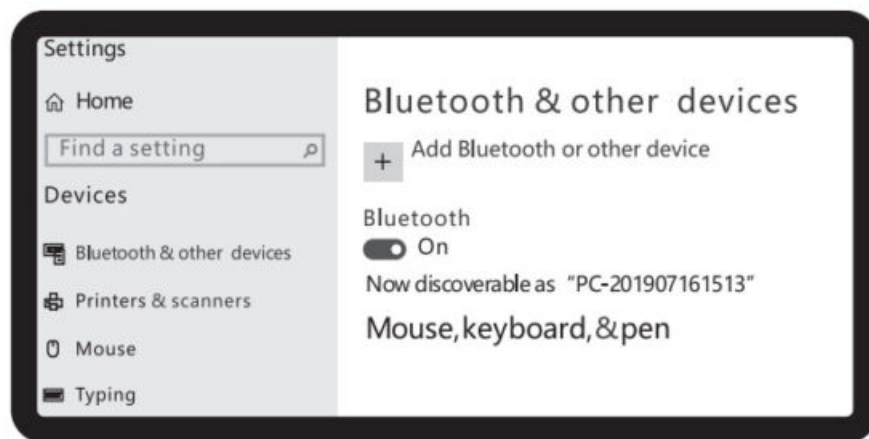


Win 10 Connection instructions:

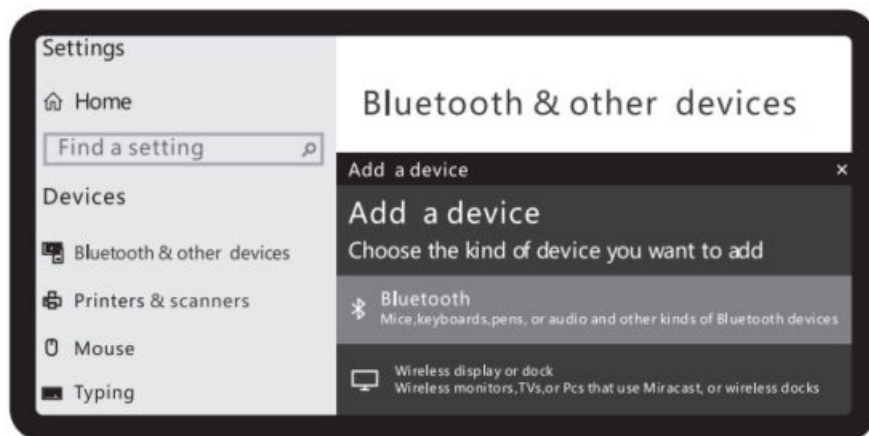
1. Please open the power switch, blue lights up, Select channel, press the Fn + tab to connect button, and blue light twinkles.



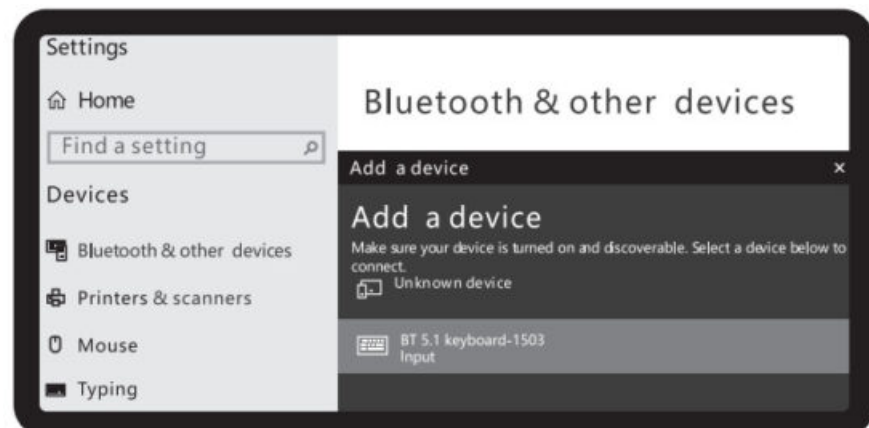
2. Open settings, turn on Bluetooth, click Add Bluetooth or other devices.



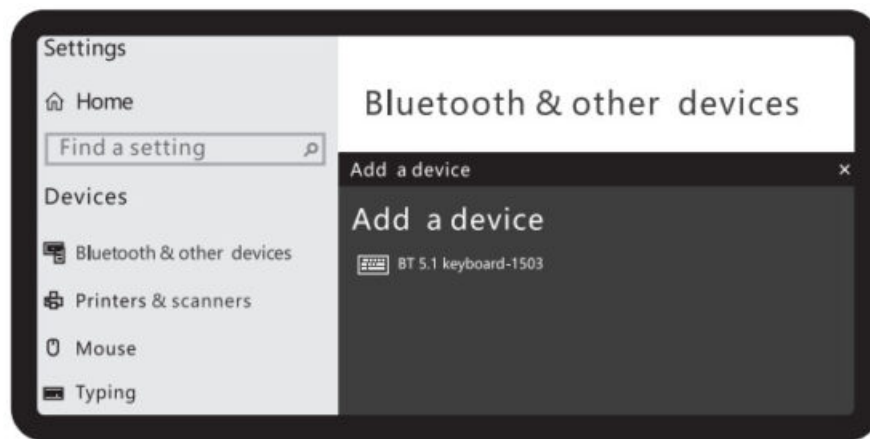
3. Select "Bluetooth" in the Add Device to search.



4. You will find the "BT 5.1 keyboard-1503", and click the pairing name to connect.

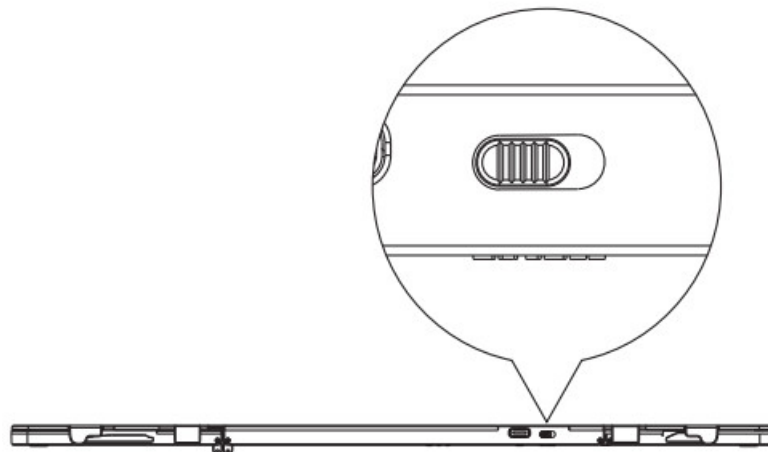


5. There is a tip for connecting successfully, you can use your keyboard comfortably.

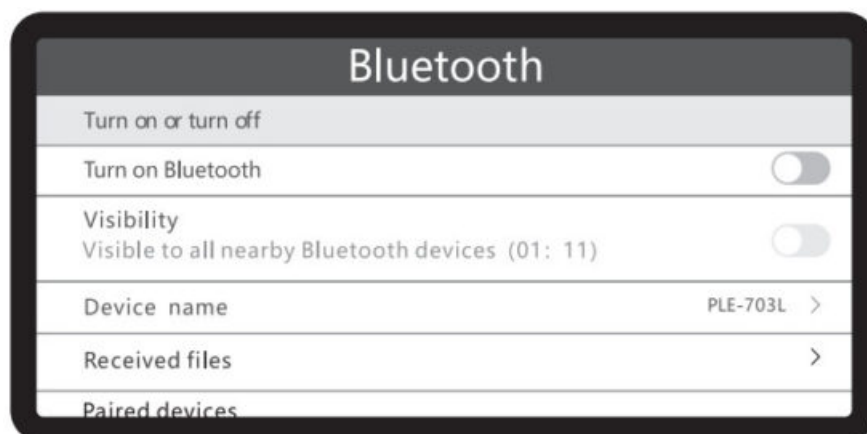


Android Connection instructions:

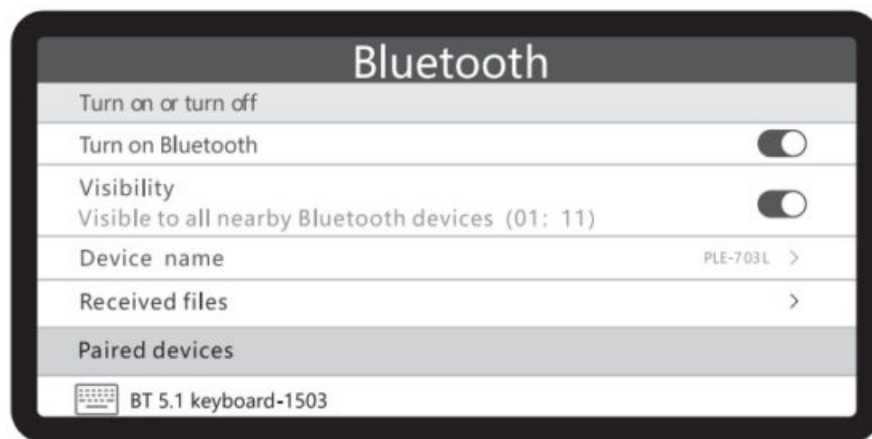
1. Please open the power switch, blue lights up, Select channel, press the Fn + tab to connect button, and blue light twinkles.



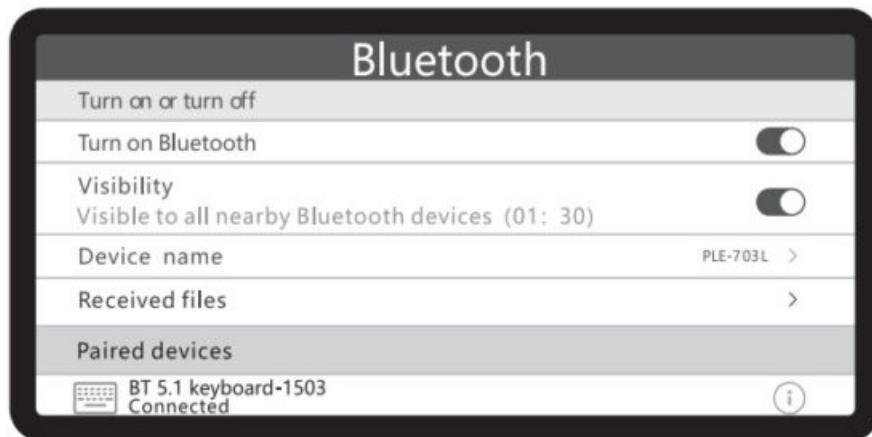
2. Open the tablet PC setting" Bluetooth" into searching and pairing status.



3. You will find the" BT 5.1 keyboard-1503", and click on the next step.




4. There is a tip for connecting successfully, you can use your keyboard comfortably.



Remarks: After connecting successfully the next time you don't need to match code, just open the Bluetooth keyboard power switch and the tablet PC "Bluetooth ." The BT keyboard will search the device and automatically connect.

Touchpad Functions



Status Display LED

Connect. Open the power switch, blue lights up, press the connect button, and blue light twinkles.

Charging: The indicator light will be red, after fully charging. the light crushes out.

Low Voltage Indication: When the voltage is below 3.3V, blue light twinkles.

Keyboard Maintenance

1. Please keep the keyboard away from liquid or humid environments,saunas, swimming pools, and steam rooms, and don't let the keyboard get wet in the rain.
2. Please don't expose the keyboard to too high or too low-temperature conditions.
3. Please don't put the keyboard under the sun for a long time.
4. Please don't put the keyboard close to the flame, such as on cooking stoves, candles, or fireplaces.
5. Avoid sharp objects scratching products, timely recharge products to ensure the normal use.

FAQ

1. The tablet PC can't connect to the BT keyboard?

1 At first check the BT keyboard is into match code state, then open the table PC Bluetooth searching.

2 Checking the BT keyboard Battery is enough, the battery is low also leads to can't to connect, you need a charge.

2. Is the keyboard indication light always flashing when use?

Keyboard indication always flashing when used, it means the keyboard will be no power, please charge the power as soon as possible.

3. The tablet PC display BT keyboard is disconnected?

The Bluetooth keyboard is not used for a period of time, the device will, automatically enter the sleep state in order to save power Press any key on the keyboard to wake up, and the Bluetooth connection will be automatically restored.

Warranty Card

User information

Company or personage full name_____

Contact address_____

TEL_____

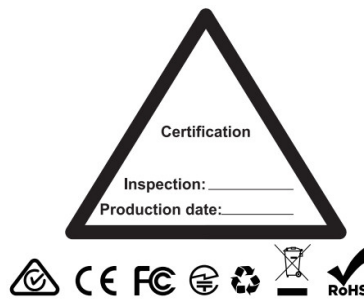
Zip_____

The purchased product name and model NO._____

Purchased date_____

This reason due to the product is broken and damage is not included in the warranty.

1. Accident, misuse, improper operation, or any unauthorized repair, modification, or removal.
2. Improper operation or maintenance, when operation violation of the instructions or connection suitability power supply.
3. Or use consumables (such as spare batteries) that are not provided by the company, but applicable laws Except where such restrictions are prohibited.



FCC Statement

This device complies with part 15 of the FCC rules. Operation is subject to the following two conditions: (1) this device may not cause harmful interference, and (2) this device must accept any interference received, including interference that may cause undesired operation.


Changes or modifications not expressly approved by the party responsible for compliance could void the user's authority to operate the equipment.

NOTE: This equipment has been tested and found to comply with the limits for a Class B digital device, pursuant to part 15 of the FCC Rules. These limits are designed to provide reasonable protection against harmful interference in a residential installation. This equipment generates uses and can radiate radio frequency energy and, if not installed and used in accordance with the instructions, may cause harmful interference to radio communications. However, there is no guarantee that interference will not occur in a particular installation. If this equipment does cause harmful interference to radio or television reception, which can be determined by turning the equipment off and on, the user is encouraged to try to correct the interference by one or more of the following measures:

- Reorient or relocate the receiving antenna.
- Increase the separation between the equipment and receiver.
- Connect the equipment into an outlet on a circuit different from that to which the receiver is connected.
- Consult the dealer or an experienced radio/TV technician for help.

The device has been evaluated to meet general RF exposure requirements. The device can be used in portable exposure conditions without restriction.

Documents / Resources

	Shenzhen Donar Electronic Technology BT1503 Foldable Bluetooth 5.1 Keyboard [pdf] User Manual 1503, 2A5ZG-1503, 2A5ZG1503, BT1503 Foldable Bluetooth 5.1 Keyboard, BT1503, Foldable Bluetooth 5.1 Keyboard
---	---