



Shenzhen Doageas Technology BT15 True Wireless Earbuds with Bluetooth Speaker Instruction Manual

[Home](#) » [Shenzhen Doageas Technology](#) » Shenzhen Doageas Technology BT15 True Wireless Earbuds with Bluetooth Speaker Instruction Manual 

Shenzhen Doageas Technology BT15 True Wireless Earbuds with Bluetooth Speaker Instruction Manual

Contents

- [1 Product Description](#)
- [2 Technical parameters](#)
- [3 Bluetooth speaker side](#)
 - [3.1 Bluetooth earbuds side](#)
- [4 Function description](#)
- [5 Safety Instructions](#)
- [6 FCC Statement](#)
- [7 Documents / Resources](#)
- [8 Related Posts](#)

Product Description

This product is an in-ear TWS Bluetooth Earbuds + integrated hanging buckle combination speaker, compact and lightweight ergonomic design, built-in low-power high-performance Bluetooth version 5.1 chip and integrated Bluetooth hanging buckle speaker charging compartment.

It can adapt to various modes of listening scenes such as sharing and private.

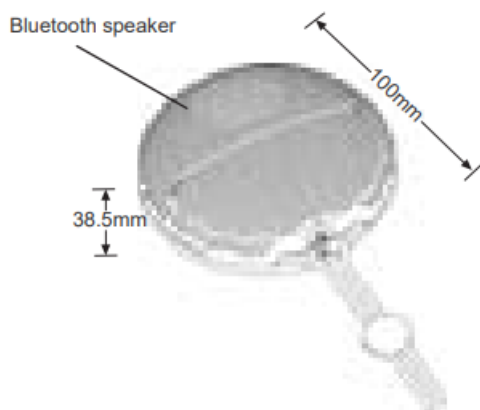
The compact body supports the luggage buckle lock, which can be carried with you regardless of outdoor climbing or hiking.

Technical parameters

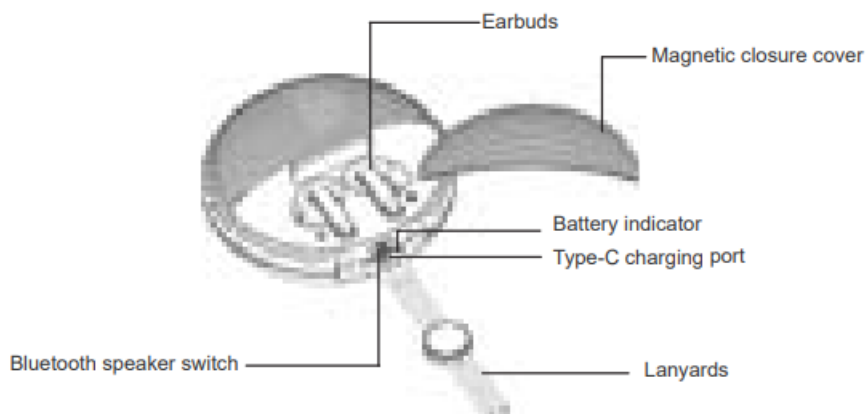
- Bluetooth name of speaker: BT15
- Bluetooth name of earbuds: Eg

- Working current: 100mA
- Quiescent current: 5UA
- Bluetooth version: V5.1
- SNR: $\geq 85\text{db}$
- Effective distance: 10 meters
- Charging port: Type-C
- Key type: Button
- Low voltage reminder: Yes
- Audio range: 100-20Khz
- Input power: 5V 500mA.
- Speaker specifications: 40 external magnetic/3W
- Rechargeable battery specification: 3.7V 500mAH
- Earbuds battery specification: 3.7V 30mAH
- Speaker playing time: 3-4hours
- One play time of the earbuds: 4-5 hours
- Support protocol: A2DP1.0, AVRCP1.5, AVDTP1.0, AVCTP1.4, HFP1.5, GAVDP1.0

Bluetooth speaker side



Bluetooth earbuds side



Tips:

1. Put the earbuds back into the charging case before use, and when take out the earbuds again, "L" and "R"

- earbuds will start pairing automatically. Or press the touch buttons of the “L” and “R” earbuds for 3 seconds, earbuds will automatically pair after power on.
2. Turn on the Bluetooth of the mobile phone after “L” and “R” earbuds pairing successfully.

Function description

RPE ae eas hy

Brief Introduction of TWS Earbuds Function:

1. When the binaural earbuds are taken out of the charging case, they will automatically complete the pairing with a prompt sound.
2. Then it can be searched and connected by the mobile phone.
3. After the connection is completed, there will be a success tone in both ears.
4. At this time, it can be realized through the earbuds touch button:
 1. Click to pause or play music.
 2. Double-click on the left ear to the previous song, and double-click on the right ear to the next song.
5. Click to answer the call when there is an incoming call, and double-click to end the call when in a call.
6. When put the earbuds back into the charging case, automatically sleep and start charging, the charging light turn to red and will turn off after fully charged.
7. Battery indicator consists of 4 LED lights, each light point represents 25% power.

Brief Introduction of speaker function:

Long press the power button, the speaker can be searched for connection after power on, and it will automatically power off after 5 minutes without connection.

Function category	Function name	Operating
Basic functions	Power on	Long press the switch button for 3 seconds to turn on
	Power off	Long press the switch button for 3 seconds to turn off

Speaker functions	Speaker connected to Bluetooth	Turn on the Bluetooth of the mobile phone to search the Bluetooth name "BT15" and connect it successfully without a password
	Speaker pause/play	Connected to the equivalent device, short press the switch button to play/pause when playing music
	TWS function of Speaker	In the power-on state, press the on/off button twice to pair with TWS, and press twice to disconnect
Earbuds functions	Earbuds connected to Bluetooth	Turn on the Bluetooth of the mobile phone to search the Bluetooth name "E9" and connect it successfully without a password
	Earbuds power on	Be automatically turn on when take it out of charging case or long press the touch button for 3 seconds (The charging case must have electricity)
	Earbuds power off	Be automatically turn off when put into charging case or long press the touch button for 5 seconds
	Earbuds pairing	Take it out of the charging case, The "L" and "R" ears are automatically paired, and the main ear enters the pairing state with the mobile phone after the pairing is successful
	Up track	Double click "rear touch button"
	Next track	Double click "R" ear touch button
	Pause/play	Connected to the equivalent device press the touch button of "L" or "R" ear to play/pause when playing music
	Voice assistant	After connecting the mobile phone, three-click the touch button in any mode to start the mobile voice assistant (Siri, etc.)

Phone functions	Clear pairing	In the state of power on but not connect, 5-click the touch button to start
	Answer call	In the incoming call state, click “L” or “R” ear
	Hang up call	During a call or outgoing call, double-click the “L” or “R” ear
	Refuse call	In the incoming call state, long press the for “R” ear for 2 seconds without letting go
	Over-distance connection	<p>The “L” and “R” ears are connected about 10 seconds before power on, and it will automatically shut down after 5 minutes of power on without connection</p> <p>Stay away from the device (within 3 minutes) and then return to the connectable range during calls, outgoing calls, incoming calls, standby, and listening to music</p>

Safety Instructions

To prevent dangerous situations during use, please read the safety instructions.

1. Please do not place the product near heaters, microwave ovens, rice cookers, pressure cookers and other heating equipment to prevent the product from overheating and causing a fire.
2. Please do not drop or hit the product to avoid explosion.
3. When used by children, please ensure normal operation under adult supervision.
4. Do not use in a low temperature and humid environment, the normal use environment is 0-50 C.
5. Do not disassemble or repair the product without authorization.
6. Do not place the product within 20cm of medical equipment to prevent equipment interference.
7. When not in use, please unplug the product charger from the socket to avoid consuming the battery life or causing damage.

FCC Statement

NOTE: This equipment has been tested and found to comply with the limits for a Class B digital device, pursuant to part 15 of the FC Rules. These limits are designed to provide reasonable protection against harmful interference in a residential installation. This equipment generates uses and can radiate radio frequency energy and, if not installed and used in accordance with the instructions, may cause harmful interference to radio communications. However, there is no guarantee that interference will not occur in a particular installation. If this equipment does cause harmful interference to radio or television reception, which can be determined by turning the equipment off and on, the user is encouraged to try to correct the interference by one or more of the following

measures:


- Reorient or relocate the receiving antenna,
- Increase the separation between the equipment and receiver.
- Connect the equipment into an outlet on a circuit different from that to which the receiver is connected.
- Consult the dealer or an experienced radio/TV technician for help

Changes or modifications not expressly approved by the party responsible for compliance could void the user's authority to operate the equipment.

This device complies with Part 15 of the FCC Rules. Operation is subject to the following two conditions:

1. this device may not cause harmful interference, and
2. this device must accept any interference received, including interference that may cause undesired operation.

Documents / Resources

	Shenzhen Doageas Technology BT15 True Wireless Earbuds with Bluetooth Speaker [pdf]] Instruction Manual BT15, 2AQ2W-BT15, 2AQ2WBT15, BT15 True Wireless Earbuds with Bluetooth Speaker, BT15, True Wireless Earbuds with Bluetooth Speaker
--	---