




# Shenzhen Doageas Technology B81X Bluetooth Speaker Instructions

[Home](#) » [Shenzhen Doageas Technology](#) » Shenzhen Doageas Technology B81X Bluetooth Speaker Instructions 

## B81X Bluetooth speaker

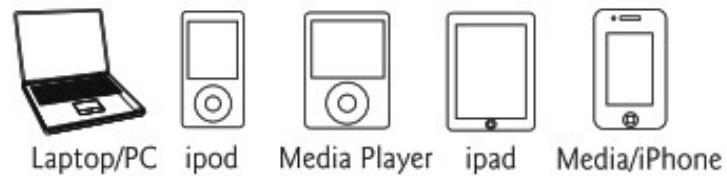
Please read the instruction manual before using the B81X Bluetooth speaker



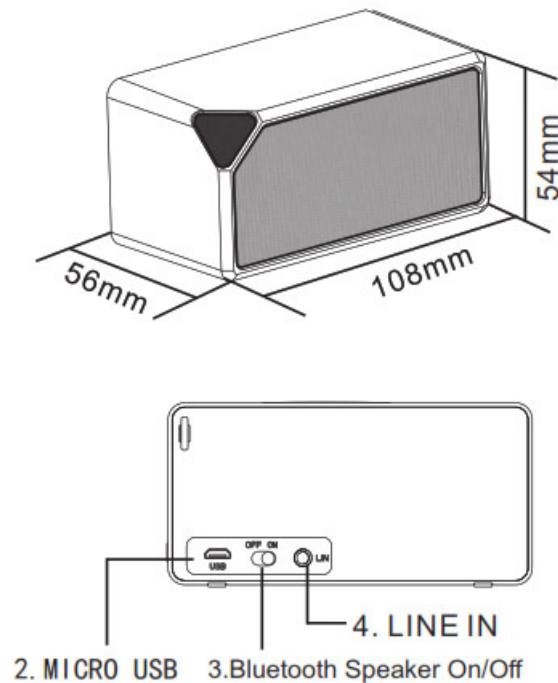
### Contents

- [1 Scope of application](#)
- [2 Interface diagram](#)
- [3 Product Parameters](#)
- [4 Instructions](#)
- [5 Documents / Resources](#)
- [6 Related Posts](#)

### Scope of application



## Interface diagram



## Product Parameters

- Input voltage DC 5V / 2A
- Audio output power: 3W
- Signal-to-noise ratio:  $\geq 90\text{db}$
- Built-in lithium battery: 300mAh
- Playback time: about 2 hours
- Charging time: about 1.5 hours

## Instructions

### Play the Music In Bluetooth Speaker Mode:

- Shift the Bluetooth speaker On/Off button to the on option to begin the Bluetooth speaker mode.
- Open the Bluetooth function on a mobile phone to search the Bluetooth name " " to pair, then ZTS027 begins playing music.

**Line-in Port:** The line interface can be connected to computers, mobile phones, and other mobile multimedia devices to play music.

**Warning:** Changes or modifications to this unit not expressly approved by the party responsible for compliance could void the user's authority to operate the equipment. NOTE: This device complies with part 15 of the FCC

Rules. Operation is subject to the following two conditions: (1) This device may not cause harmful interference, and (2) this device must accept any interference received, including interference that may cause undesired operation.

**FCC Statement:** This equipment has been tested and found to comply with the limits for a Class B digital device, pursuant to part 15 of the FCC Rules. These limits are designed to provide reasonable protection against harmful interference in a residential installation. This equipment generates, uses, and can radiate radio frequency energy and, if not installed and used in accordance with the instructions, may cause harmful interference to radio communications. However, there is no guarantee that interference will not occur in a particular installation. If this equipment does cause harmful interference to radio or television reception, which can be determined by turning the equipment off and on, the user is encouraged to try to correct the interference by one or more of the following measures:

- Reorient or relocate the receiving antenna.
- Increase the separation between the equipment and receiver.
- Connect the equipment into an outlet on a circuit different from that to which the receiver is connected.
- Consult the dealer or an experienced radio/TV technician for help.

**Documents / Resources**

	<a href="#">Shenzhen Doageas Technology B81X Bluetooth Speaker</a> [pdf] Instructions B81X, 2AQ2W-B81X, 2AQ2WB81X, B81X Bluetooth Speaker, Bluetooth Speaker, Speaker
---	--