



# Shenzhen Doageas Technology B81-1 Bluetooth Speaker with Wireless Charger Instruction Manual

[Home](#) » [Shenzhen Doageas Technology](#) » Shenzhen Doageas Technology B81-1 Bluetooth Speaker with Wireless Charger Instruction Manual 

## Contents

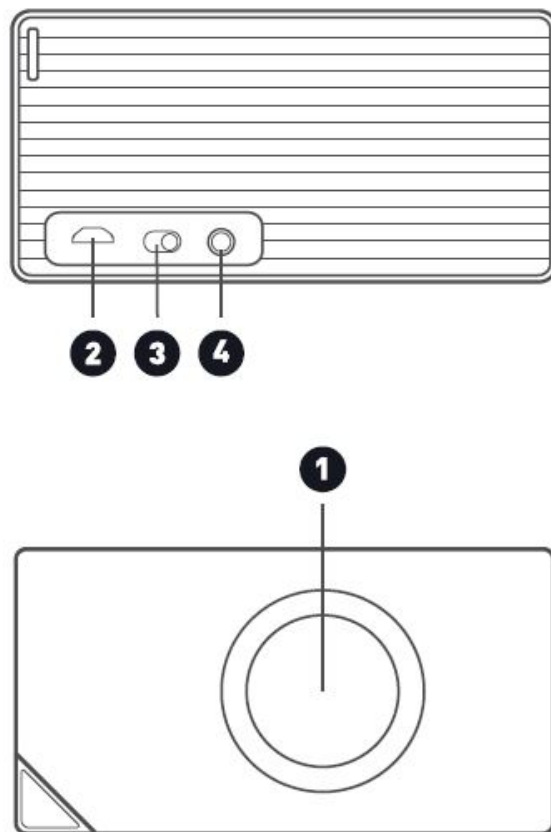
- [1 Shenzhen Doageas Technology B81-1 Bluetooth Speaker with Wireless Charger](#)
- [2 BLUETOOTH SPEAKER](#)
- [3 SPECIFICATIONS](#)
- [4 FCC Statement](#)
- [5 Documents / Resources](#)
- [6 Related Posts](#)



## Shenzhen Doageas Technology B81-1 Bluetooth Speaker with Wireless Charger



## BLUETOOTH SPEAKER



### BASIC INFORMATION

1. Wirelesscharger
2. Micro USB input
3. ON/OFF button
4. AUXinput

**INCLUDES:** USS/micro USB to charge the battery, and jack cable 3.5mm

### TECHNICAL CHARACTERISTICS

- Functions: bluetooth, wireless charging and AUX mode
- Material: ABS
- Size: 107 x57 x 5' mm
- Signal range: 10 m
- Output power: 3W
- Frequency range: 2402MHz-2480MHz
- Impedance:40
- Battery: Polymer 300mAh
- Ptay time:2h
- Battery charging time: 1h30

### INSTRUCTIONS FOR USE

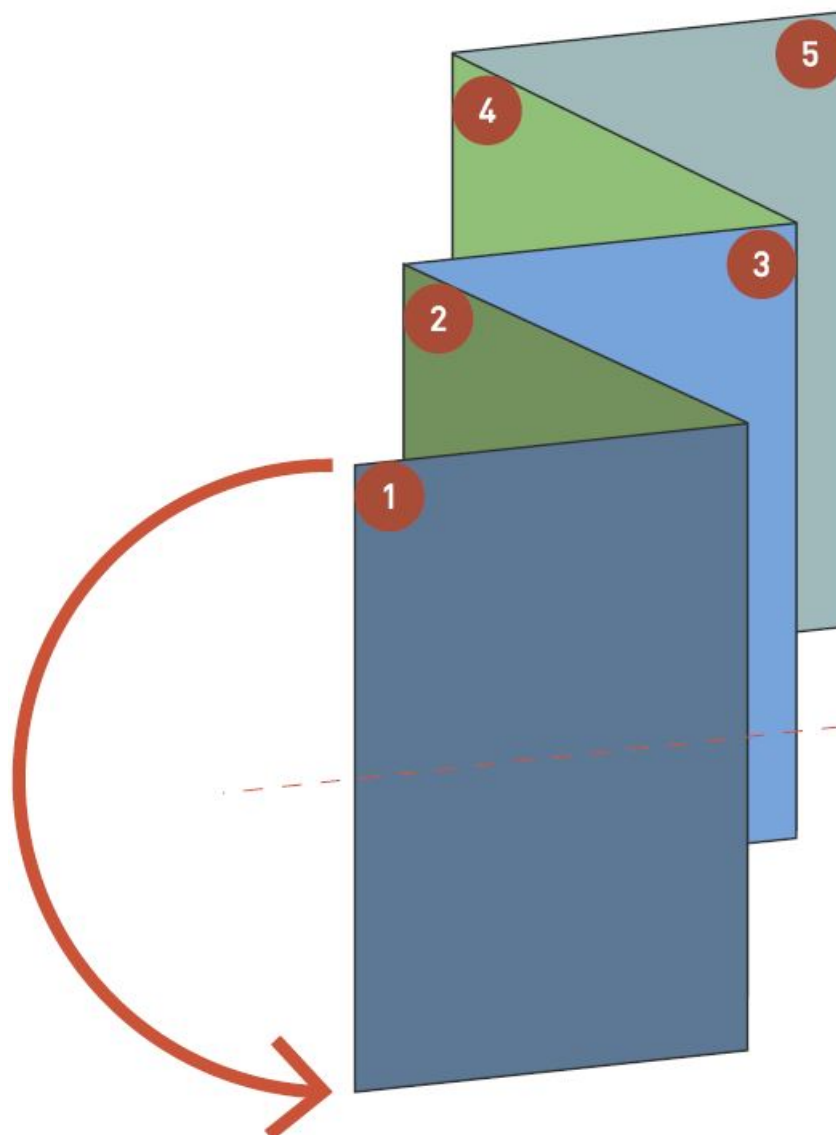
- To turn the speaker on, slide the ON/OFF button ! Located on the back of the products
- Search for the corresponding pairing name on your mobile phone and click to pair:
- To connect your device directly to the speaker, insert an AUX cable into your device and into the AUX input [4];
- To charge the speaker, connect the USB/micro USB cable to the Micro USB port [2] and to a power source;
- Control the speaker volume using your device.

#### **WARNING!**

- Keep the device away from sources of heat and moisture.
- The battery duration may vary depending on the speaker's usage. To protect your hearing, do not use high volume for long periods.
- It is recommended that you fully charge the device before its first use.
- Clean the device with a slightly damp cloth, with no abrasive products that could damage it.

**Safety Warning:** In order to prevent conditions that can lead to overheating, please make sure that the wireless charging pad surface is free of all metal objects at all times. such as coins or paper clips. In addition. before charging, please remove anything metallic attached to the back of the phone, such as battery cases, ring holders, or plates used for mounting to magnetic phone holders.

## **SPECIFICATIONS**



## **Dimensions**

- Total Open – 260 x 214mm
- Final/folded – 52 x 107mm

## Fold

- 1st in accordion fold style I 2nd then fold it in half.

**Result:** ten panels of the same size.


## FCC Statement

This device complies with Part 15 of the FCC rules. Operation is subject to the following two conditions: 1) this device may not cause harmful interference, and 2) this device must accept any interference received, including interference that may cause undesired operation. This equipment has been tested and found to comply with the limits for a Class B digital device, pursuant to Part 15 of the FCC rules. These limits are designed to provide reasonable protection against harmful interference in a residential installation. This equipment generates, uses and can radiate radio frequency energy and if not installed and used in accordance with the instructions, may cause harmful interference to radio communications. However, there is no guarantee that interference will not occur in a particular installation. If this equipment does cause harmful interference to radio or television reception, which can be determined by turning the equipment off and on, the user is encouraged to try correct the interference by one or more of the following measures:

- Reorient the receiving antenna.
- Increase the separation between the equipment and receiver.
- Connect the equipment into an outlet on a circuit different from that to which the receiver is connected.
- Consult the dealer or an experienced radio/TV technician for help.

Changes or modifications not expressly approved by the party responsible for compliance could void your authority to operate the equipment. The distance between user and products should be no less than 20cm

## Documents / Resources

	<p><a href="#">Shenzhen Doageas Technology B81-1 Bluetooth Speaker with Wireless Charger</a> [pdf] Instruction Manual</p> <p>B81-1, B811, 2AQ2W-B81-1, 2AQ2WB811, B81-1 Bluetooth Speaker with Wireless Charger, Bluetooth Speaker with Wireless Charger, Wireless Charger</p>
---	--