



Shenzhen Do Intelligent Technology GT01 Smart Watch User Manual

[Home](#) » [Shenzhen Do Intelligent Technology](#) » **Shenzhen Do Intelligent Technology GT01 Smart Watch User Manual**

Contents [[hide](#)]

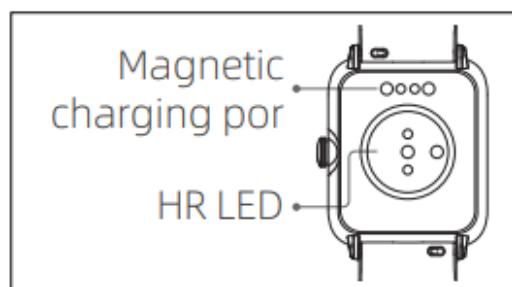
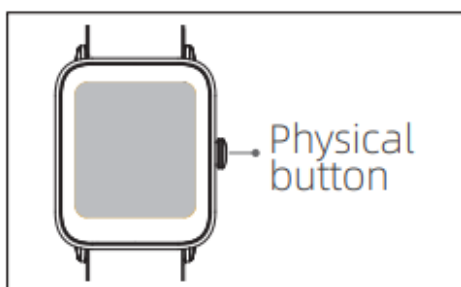
- 1 [Shenzhen Do Intelligent Technology GT01 Smart Watch](#)
- 2 [Know Your Device](#)
 - 2.1 [Physical Button](#)
- 3 [Power On/Off](#)
- 4 [Downloading and Pairing](#)
- 5 [Screen Operations](#)
- 6 [Functions](#)
- 7 [Maintenance](#)
- 8 [Safety](#)
- 9 [FCC Statement](#)
- 10 [Documents / Resources](#)
- 11 [Related Posts](#)



Shenzhen Do Intelligent Technology GT01 Smart Watch



Know Your Device



Physical Button

Press the physical button

1. Turn off reminders in the “Reminder” interface.
2. Turn on screen when screen is off.
3. Return to watch face when in other interfaces. In the watch face, the Stopwatch/ Calculator/ Exercise apps run in the background while other apps stop running.
4. ACcess the function list.

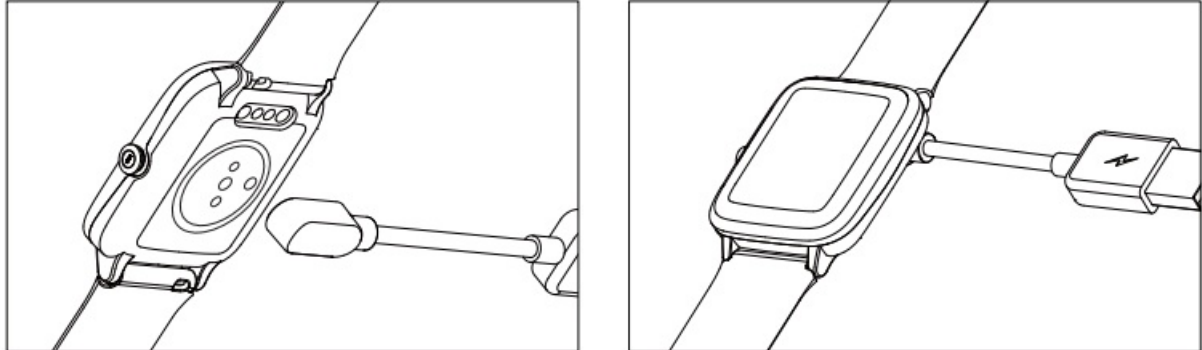
Press and hold the physical button

1. To turn on the device in power-off state; or
2. In charging state, press and hold the physical button for 5s to reset the program without clearing data.

Power On/Off

Power On

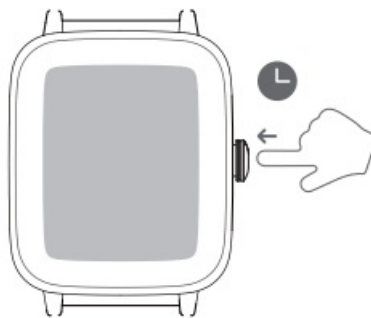
When you start charging the device, it will be turned on automatically.



Note: the device must be charged and activated before the first use; please always use the original charger to charge the device. Press and hold the physical button to turn on the device.

Power Off

Shutdown path: [Setup]>[Power Off].



Downloading and Pairing

Download the APP

Scan the following QR code to download “VeryFit” or search for and download “VeryFit” in “APP Store” On your phone.



Pairing

Turn on the APP and Bluetooth. Search and select the device in the APP
Finally, bind the device in the APP

Screen Operations

Swipe the screen up/down

1. To switch among pages at the same level; or
2. To view long text or details.

Swipe the screen left/right

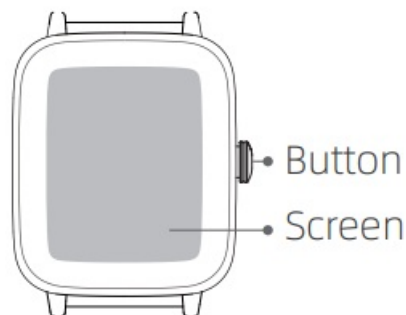
To switch among pages at the same level.

Click the screen

1. TO go to the sub-page; or
2. To complete the corresponding action, depending on which on-screen button is clicked.

Click and hold the screen

To change the watch face wallpaper



Functions

GTO1 Supports features such as: multiple exercise modes, Women's health, weather, watch face store, breath training, heart rate monitoring, sleep monitoring, stress level monitoring, blood Oxygen level detection, notifications, etc. For instructions and FAQs for these functions, open the app to access the user guide for answers.

Maintenance

Below are three recommendations on wearing and maintenance

1. Keep the device clean;
2. Keep the device dry;
3. Do not wear the device too tight

Do not use household cleaners to clean the device. Use soap-free cleaners instead.

For stains that are difficult to remove, it is recommended to scrub with alcohol.

Waterproof performance: the device is not suitable for diving, swimming in the sea or sauna; it is suitable for swimming pool, shower (Cold water) and swimming in shallow water.

Safety

To prevent device failure, fire and explosion, never place the device or its accessories in any extremely-high-temperature or extremely-low-temperature area.

To prevent device damage, accessory damage and device failure, always protect the device against strong impact

or shock. Do not disassemble or modify the device or its accessories without authorization. Any device failure should be referred to our after-sales service personnel

FCC Statement

This device complies with Part 15 of the FCC Rules. Operation is subject to the following two conditions:

1. this device may not cause harmful interference, and
2. this device must accept any interference received, including interference that may cause undesired operation.

Changes or modifications not expressly approved by the party responsible for compliance could void the user's authority to operate the equipment.

This equipment has been tested and found to comply with the limits for a Class B digital device, pursuant to Part 15 of the FCC Rules. These limits are designed to provide reasonable protection against harmful interference in a residential installation.

This equipment generates, uses and can radiate radio frequency energy and, if not installed and used in accordance with the instructions, may cause harmful interference to radio communications. However, there is no guarantee that interference will not occur in a particular installation.

This equipment generates, uses and can radiate radio frequency energy and, if not installed and used in accordance with the instructions, may cause harmful interference to radio communications. However, there is no guarantee that interference will not occur in a particular installation. If this equipment does cause harmful interference to radio or television reception, which can be determined by turning the equipment off and on, the user is encouraged to try to correct the interference by one or more of the following measures:

- Reorient or relocate the receiving antenna.
- Increase the separation between the equipment and receiver.
- Connect the equipment into an outlet on a circuit different from that to which the receiver is connected.
- Consult the dealer or an experienced radio/TV technician for help.

CAUTION

RISK OF EXPLOSION IF BATTERY IS REPLACED BY AN INCORRECT TYPE DISPOSE OF USED BATTERIES ACCORDING TO THE INSTRUCTIONS

Old electrical appliances must not be disposed of together with the residual waste, but have to be disposed of separately. The disposal at the communal collecting point via private persons is for free. The owner of old appliances is responsible to bring the appliances to these collecting points or to similar collection points. With this little personal effort, you contribute to recycle valuable raw materials and the treatment of toxic substances. If you experience discomfort or skin irritation when wearing your smart watch, then we recommend you try cleaning your device. Sometimes residue or foreign materials build up around your device and may aggravate your skin. It's also possible that you are not wearing the watch correctly. We recommend making sure to clean and adjust your watch regularly for a more comfortable fit.

Caution:

If you experience skin irritation when wearing your watch, please refrain from wearing, and wait two to three days to see if your symptoms ease. If symptoms persist or worsen, please consult a physician.

If you have eczema, allergies or asthma, you may be more likely to experience a skin irritation or allergy from a wearable device.

Documents / Resources



[Shenzhen Do Intelligent Technology GT01 Smart Watch](#) [pdf] User Manual
336, 2AHFT336, GT01 Smart Watch, GT01, Smart Watch