



Shenzhen B W Electronics Development FK328 Folding Bluetooth Keyboard User Manual

[Home](#) » [Shenzhen B W Electronics Development](#) » Shenzhen B W Electronics Development FK328 Folding Bluetooth Keyboard User Manual 

Contents

- [1 Shenzhen B W Electronics Development FK328 Folding Bluetooth Keyboard](#)
- [2 Functional Key](#)
- [3 Technical Specifications](#)
- [4 Indicator Analysis](#)
- [5 Bluetooth Pairing Operation Instruction](#)
- [6 Power Management](#)
- [7 Recharging the keyboard](#)
- [8 Keyboard Maintenance](#)
- [9 FCC Statement](#)
- [10 Documents / Resources](#)
- [11 Related Posts](#)
















SHENZHEN

Shenzhen B W Electronics Development FK328 Folding Bluetooth Keyboard

**Note:**

1. This keyboard is perfect for smartphones, laptop, desktop and tablets, compatible with iOS , Android and Windows operation system.
2. Please charge the keyboard about 2 hours before using.
3. Please read the user manual carefully before you start using this product.
4. Function keys feature may have variations depending on the operation system version and devices.
5. Only one device can be actively paired at one time.
6. After pairing for the first time, your device will connect to the keyboard automatically when switching on the keyboard.
7. In case of connection failure, delete the pairing record from your device, and try the above pairing procedures again.

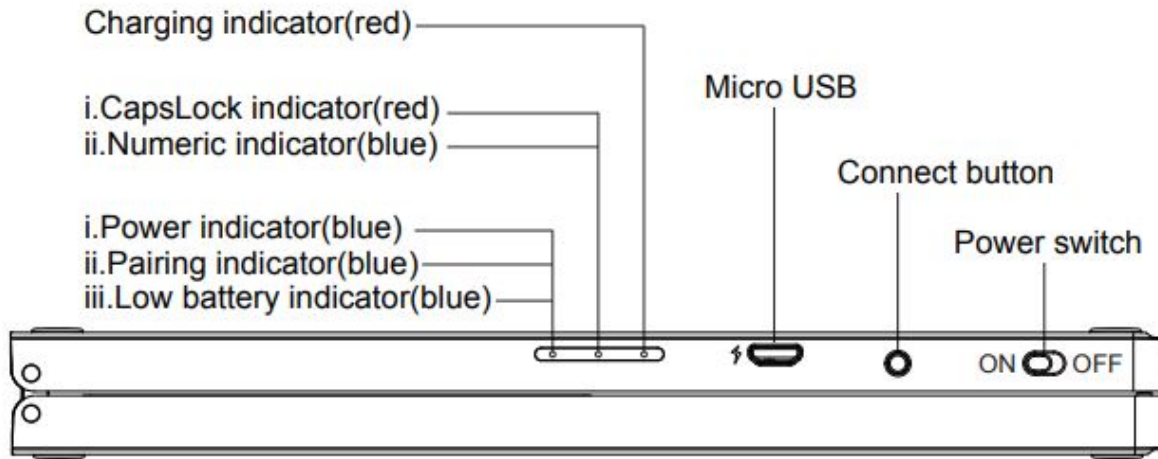
Functional Key

Key	Fn + on IOS	Fn + on Android	Fn + on Windows	Fn Windows w/o Fn
	Home	Home	ESC	,
	Brightness down	Return	F1	1
	Brightness up	Email	F2	2
	Virtual keyboard	Menu	F3	3
	Screen capture	Media player	F4	4
	Search	Search	F5	5
	Language exchange	Language exchange	F6	6
	Previous track	Previous track	F7	7
	Play/pause	Play/pause	F8	8
	Next track	Next track	F9	9
	Volume down	Volume down	F10	0
	Volume up	Volume up	F11	-
	Screen lock	Screen lock	F12	=
Del	Delete	Delete	Delete	Backspace

Technical Specifications

- Keyboard size : 357x100x9mm(Open)
- 179x100x19mm(Folding)
- Working distance: ~10m
- Lithium battery capacity: 180mAh
- Working voltage: 3.2~4.2V
- Operation current : <3mA
- Standby current : <0.5mA
- Sleep current : <50uA
- Sleep time : 20 minutes
- Awaken way : click any key to awaken

Indicator Analysis



Bluetooth Pairing Operation Instruction

1. Slide the power switch to the green side, the blue indicator will be on, press connect button, the bluetooth keyboard will enter pairing condition while the blue indicator keep flashing.
2. Power on the device and select the setting icon on the screen, click it to enter the system preferences list.
3. Click the Bluetooth icon to enter the device's Bluetooth searching condition.
4. In the device Bluetooth searching list, you can find the "Bluetooth Keyboard", click it to connect .
5. After the device connects the Bluetooth keyboard successfully, you can start to use the keyboard for typing freely.

Power Management

If the keyboard is not in use, the keyboard will go into sleep mode after 20 minutes of inactivity. Simply press any key to wake up the keyboard. It will take 2-3 seconds to reconnect to the device selected.

Recharging the keyboard

In connected condition, if the blue indicator keep flashing, please use the charging cable to charge the keyboard till the red indicator off.

Keyboard Maintenance

1. Please keep the keyboard away from liquid or humid environment, saunas swimming pool, steam room and don't let the keyboard get wet in the rain.
2. Please don't expose the keyboard at too high or too low-temperature conditions.
3. Please don't put keyboard under sun for a long time.
4. Please don't put keyboard close to the flame, such as cooking stoves, candles or fireplace.
5. Avoid shard objects scratching products.

Troubleshooting

Please contact the after-sales service.

Copyright

It is forbidden to reproduce any part of this quick start guide without the permission of seller.

Safety instructions

Do not open or repair this device, do not use the device in a damp environment. Clean the device with a dry cloth.

Warranty

The device is provided with a one-year limited hardware warranty from the purchase day.

FCC Statement

This equipment has been tested and found to comply with the limits for a Class B digital device, pursuant to part 15 of the FCC Rules. These limits are designed to provide reasonable protection against harmful interference in a residential installation. This equipment generates, uses and can radiate radio frequency energy and, if not installed and used in accordance with the instructions, may cause harmful interference to radio communications. However, there is no guarantee that interference will not occur in a particular installation. If this equipment does cause harmful interference to radio or television reception, which can be determined by turning the equipment off and on, the user is encouraged to try to correct the interference by one or more of the following measures:

- Reorient or relocate the receiving antenna.
- Increase the separation between the equipment and receiver.
- Connect the equipment into an outlet on a circuit different from that to which the receiver is connected.
- Consult the dealer or an experienced radio/TV technician for help.

Caution: Any changes or modifications to this device not explicitly approved by the manufacturer could void your authority to operate this equipment.

This device complies with part 15 of the FCC Rules. Operation is subject to the following two conditions: (1) This device may not cause harmful interference, and (2) this device must accept any interference received, including interference that may cause undesired operation.

RF Exposure Information

The device has been evaluated to meet general RF exposure requirements. The device can be used in portable exposure conditions without restriction.

Documents / Resources

	<p>Shenzhen B W Electronics Development FK328 Folding Bluetooth Keyboard [pdf] User Manual</p> <p>22FK328, 2AAOE22FK328, FK328 Folding Bluetooth Keyboard, Folding Bluetooth Keyboard</p>
---	---