



Shenzhen Ai Qi E Commerce D2937621 Media Player User Guide

[Home](#) » [Shenzhen Ai Qi E Commerce](#) » Shenzhen Ai Qi E Commerce D2937621 Media Player User Guide 

Contents

- [1 Shenzhen Ai Qi E Commerce D2937621 Media Player](#)
- [2 Exterior and Key](#)
- [3 Keys Functions Definition](#)
- [4 USB Mode \(Connect to PC\)](#)
- [5 Main Menu](#)
- [6 Sub-menu\(Pause\)](#)
- [7 Specifications](#)
- [8 FCC](#)
- [9 Documents / Resources](#)
- [10 Related Posts](#)

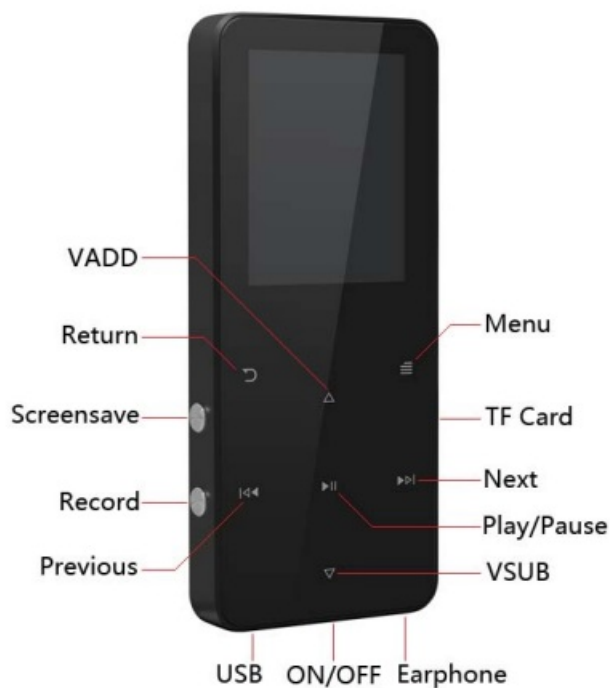
Shenzhen

Shenzhen Ai Qi E Commerce D2937621 Media Player







This unit is a new generation media player, supporting MP3 WMA OGG APE FLAC WAV AAC-LC ACELP or WAV files. Its perfect tone in high reliability with refined exterior design brings you an ultra performance.
Know your player

Exterior and Key



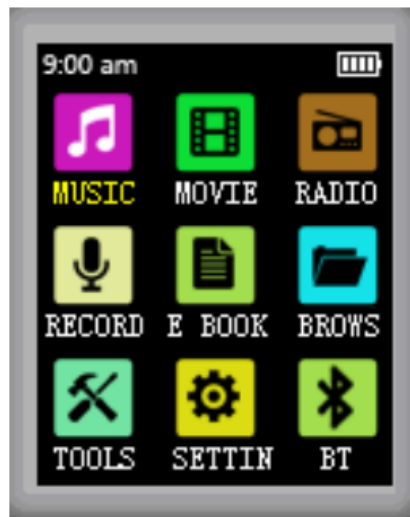
Keys Functions Definition

1. VADD: Access volume adjust, Volume increase.
2.  Return: Return from current menu.
3. ScreenSave: Enter to screensave mode or exit from it.
4. Record: Enter to record voice.
5.  Previous: Previous, Last, Volume decrease.
6. USB: USB interface.
7. On/Off: Power on/off.
8. Earphone: Earphone interface.
9. VSUB: Access volume adjust, Volume decrease.
10.  Play/Pause: Play, Pause, Stop
11.  Next: Next, FF, Volume increase
12. TF Card: TF card interface.
13. Menu: options menu.


USB Mode (Connect to PC)



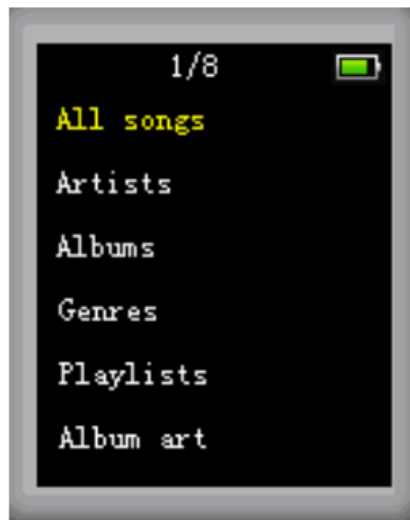
Main Menu



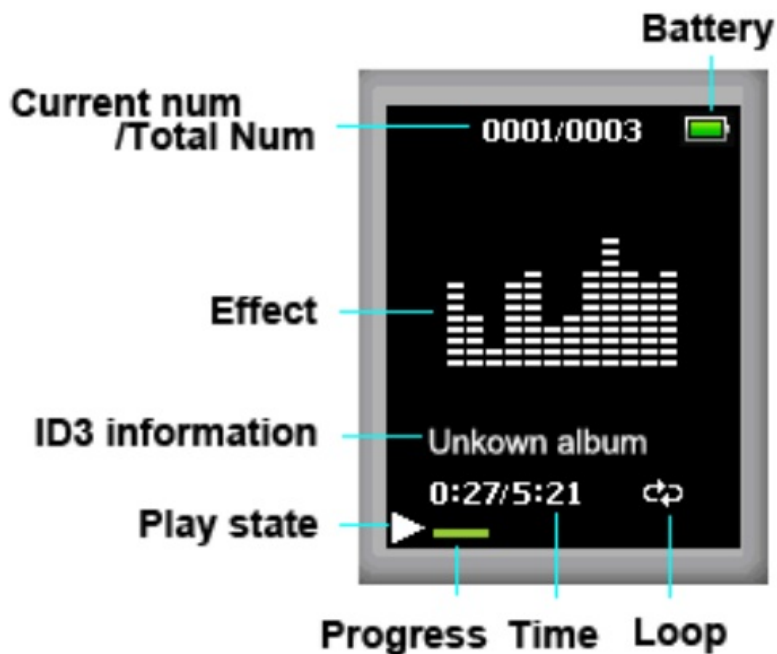
Music

1. Select Music application in the main menu interface, Press  Key then enter music main menu list.
2. This Player can support breakpoint continuation play background play. Breakpoint continuation play means this player can remember last playing music time when it quit from playing. Background play means this player support multi task when playing music.

Music main menu list



Music Playing



Press Key can switch play or pause when playing music. Press Key or Key can select last or next song. When holding Key or Key can fast forward or fast fall back. Press Key enter volume adjust interface, then Press Key or Key to adjust volume. Press on M Key enter music sub-menu.

Music sub-menu

1. Press M Key when playing music or pause, then enter music sub-menu. Sub-menu include: Play mode, Sound settings, Add to playlist, Remove from playlist, Remove from playlist, Sleep timer, Delete, Bookmarks.
2. Press Key or Key to browser menu and Press Key return last interface.

Sub-menu(Playing)

- Play mode:

When select Play mode, it include: "Play music from, Repeat, Shuffle, Repeat settings"

- **Sound Setting:**

It include: "Equalizer, Variable Speed Playback, Volume limit"

- **Add to playlist:**

It include 3 playlists to add. Remove from playlist: Remove the songs from playlists.

- **Sleep timer:**

Set the sleep timer.

- **Delete:**

Delete current song.

- **Bookmarks:**

It include Select, Add and Delete bookmarks.

Sub-menu(Pause)

Same as Sub-menu(Playing).

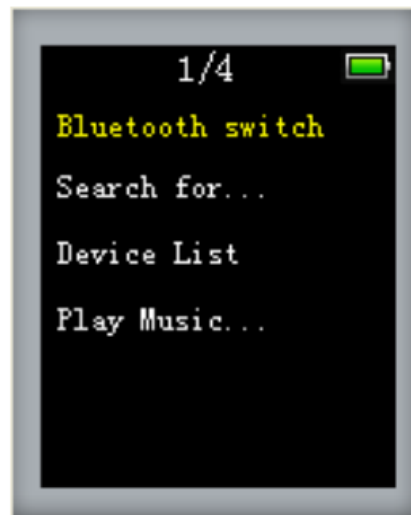
Videos



Recording



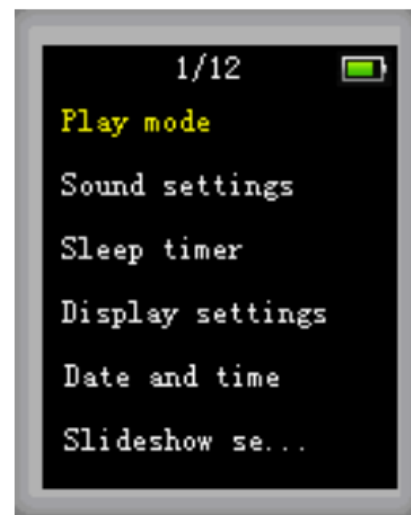
Bluetooth



FM radio



Settings



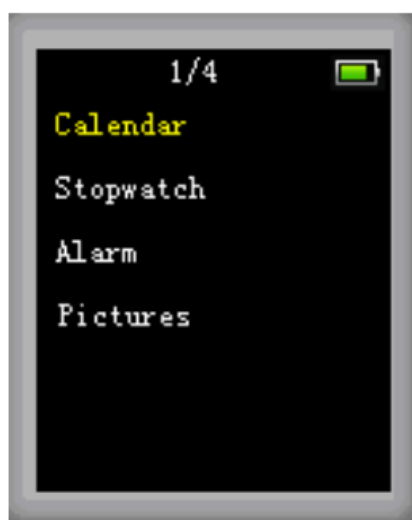
E-book



Browser



Tools



Specifications

- **Processor**
ATJ2127
- **LCD**
1.8'TFT
- **Resolution**
128X160 pix
- **Method of Operation**
Touch point
- **Audio Format**
MP3 WMA OGG APE FLAC WAV AAC-LC ACELP
- **Video Format**
AMV/AVI need to convert by tools
- **Picture Format**
JPEG BMP GIF
- **Book Format**
TXT
- **Radio**
yes
- **Alarm**
yes
- **External Memory**
TF
- **Card Stopwatch**
yes
- **Calendar**
yes
- **Multi-Tasking**
yes
- **Size**
90*38.8*8.5 mm
- **Weight**
50 (g)
- **Operation System**
Windows98/SE XP/WIN7/WIN8

Labelling requirements.

This device complies with part 15 of the FCC Rules. Operation is subject to the following two conditions: (1) This device may not cause harmful interference, and (2) this device must accept any interference received, including interference that may cause undesired operation.

15.21 Information to user.

Any Changes or modifications not expressly approved by the party responsible for compliance could void the user's authority to operate the equipment.

FCC

15.105 Information to the user.

Note: This equipment has been tested and found to comply with the limits for a Class B digital device, pursuant to part 15 of the FCC Rules. These limits are designed to provide reasonable protection against harmful interference in a residential installation. This equipment generates uses and can radiate radio frequency energy and, if not installed and used in accordance with the instructions, may cause harmful interference to radio communications. However, there is no guarantee that interference will not occur in a particular installation. If this equipment does cause harmful interference to radio or television reception, which can be determined by turning the equipment off and on, the user is encouraged to try to correct the interference by one or more of the following measures:

- Reorient or relocate the receiving antenna.
- Increase the separation between the equipment and receiver.
- Connect the equipment into an outlet on a circuit different from that to which the receiver is connected.
- Consult the dealer or an experienced radio/TV technician for help.

The device has been evaluated to meet general RF exposure requirement. The device can be used in po rtable exposure condition without restriction.

Documents / Resources

	<p>Shenzhen Ai Qi E Commerce D2937621 Media Player [pdf] User Guide D2937621, 2A4Y7D2937621, D2937621 Media Player, Player, Media Player</p>
--	--