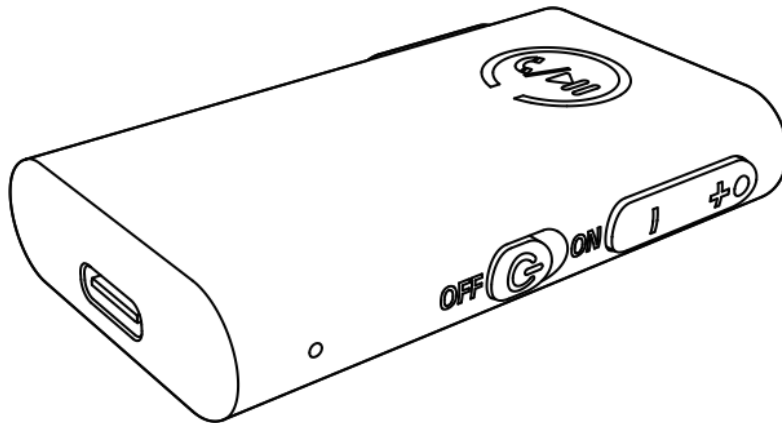




Shenzhen 1mii Technologies ML101 Wireless Audio Receiver User Manual

[Home](#) » [Shenzhen 1mii Technologies](#) » Shenzhen 1mii Technologies ML101 Wireless Audio Receiver User Manual 

Hello



Wireless Audio Receiver ML101
User Manual
Model: **ML101**

Contents

[1 In the Box](#)

[2 Product overview and control features](#)

[3 Connect with phone](#)

[4 LED INDICATORS](#)


[5 Specification](#)

[6 Documents / Resources](#)

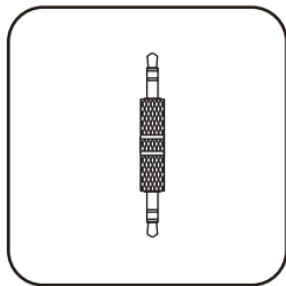
[7 Related Posts](#)

In the Box

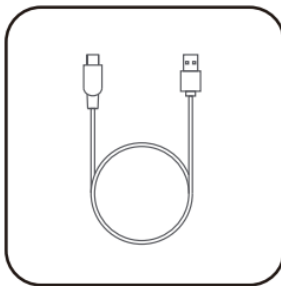
- A. Wireless Audio Receiver
- B. 3.5mm to 3.5mm Audio Male Adapter
- C. Type-C Charging Cable
- D. 3.5mm Audio Cable
- E. User Manual



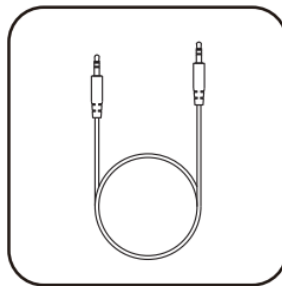
A



B



C

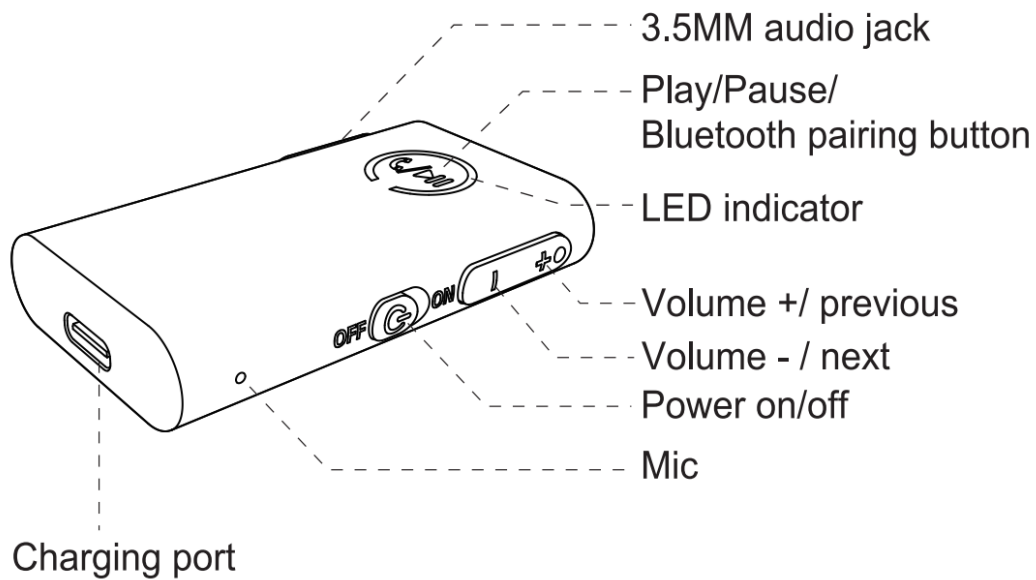


D

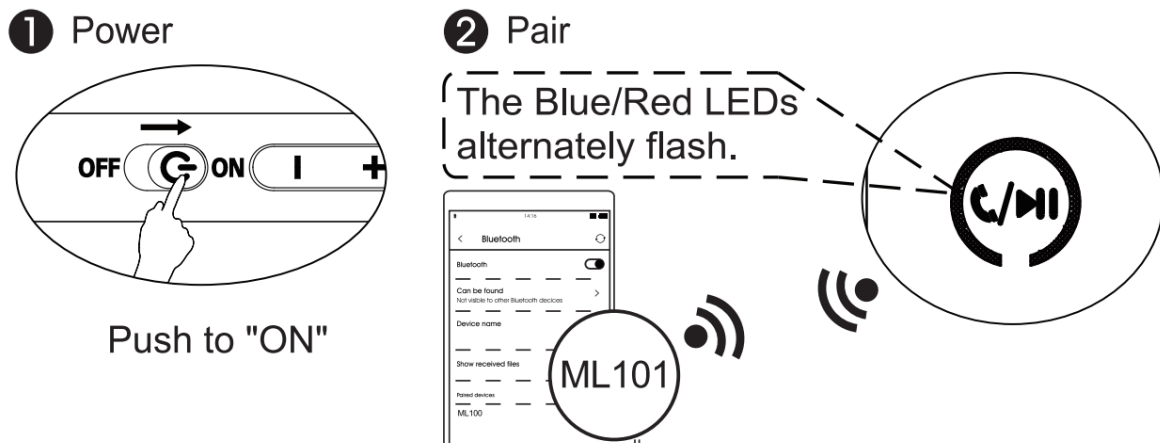



E

Product overview and control features

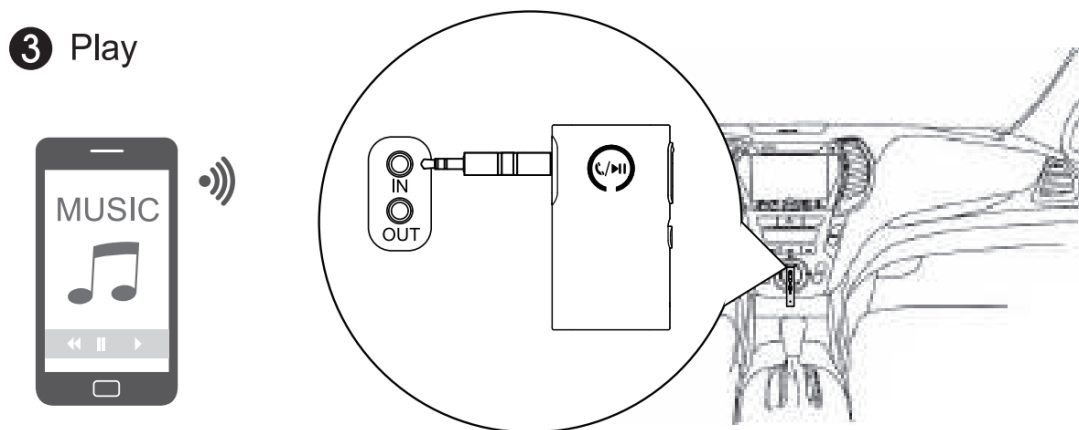


Connect with phone



Long press the  button for 2 seconds to enter pairing mode. (On first use, the ML101 will enter pairing mode automatically) The blue and red LED will flash.










Activate Bluetooth on your phone and click "**ML101**" to pair.



LED INDICATORS

Indicator Light Display	System status
Flashing blue and red alternately	Power on & In pairing mode
Flashing red	Low Battery
Solid red	Charging in Process
Solid red then OFF	Charging completed
Flashing blue slowly	Paired

Use the receiver

Task	Button	Operation
Power	ON  OFF	Press "ON"
Pairing		Press and hold for 2 seconds
Volume up / Previous		Press once / Press and hold
Volume down / Next		Press once / Press and hold
Activate Google Assistant or Ski		Press and hold for 1 second
Pick up /hang up a call		Press once
Reject an incoming call		Press and hold for 1 second
Last number redial		Double press
Clear the pairing list		Press and hold for 10 seconds

Specification

- Bluetooth version: Bluetooth 5.0
- Bluetooth Profile: A2DP v1.3.1, AVRCP v1.6, HFP v1.7, HSP v1.2
- Operational range: indoors: up to 30-50ft (without obstacles)
- Frequency Response: 20Hz-20KHz

- Playtime: about 14 hours
- Charging Time: about 2 hours
- Dimension(L × W × H): 58*34*11mm
- Weight: 16.5g

Warning:

Warranty service is limited to normal use only. Any man-made damages such as connecting to an unsuitable power source, using an unsuitable device, or not following the instructions, damages by misusing the product, careless use of the equipment, or improper installation, repairs and adjustments not approved by the company as well as damages that did not occur during shipping may cause the warranty to be ineffective immediately.

This warranty does not include shipping fees.

FCC Notice

This device complies with Part 15 of the FCC Rules. Operation is subject to the following two conditions:

(1) This device may not cause harmful interference, and(2) this device must accept any interference received, including interference that may cause undesired operation.

NOTE 1: This equipment has been tested and found to comply with the limits for a Class **B** digital device, pursuant to part 15 of the FCC Rules.

These limits are designed to provide reasonable protection against harmful interference in a residential installation.

This equipment generates uses and can radiate radio frequency energy and, if not installed and used in accordance with the instructions, may cause harmful interference to radio communications.

However, there is no guarantee that interference will not occur in a particular installation.

If this equipment does cause harmful interference to radio or television reception, which can be determined by turning the equipment off and on, the user is encouraged to try to correct the interference by one or more of the following measures:

- Reorient or relocate the receiving antenna.
- Increase the separation between the equipment and receiver.
- Connect the equipment into an outlet on a circuit different from that to which the receiver is connected.
- Consult the dealer or an experienced radio/P/ technician for help.

NOTE 2: Any changes or modifications to this unit not expressly approved by the party responsible for compliance could void the user's authority to operate the equipment.

The device has been evaluated to meet general RF exposure requirements.
The device can be used in portable exposure conditions without restriction.



<https://1mii.com/download-21>

Scan the code to get more language instructions.

Scannen Sie den Code, um weitere Sprachanweisungen zu erhalten. Escanee el código para obtener más instrucciones de idiomas. Scannez le code pour obtenir plus d'instructions linguistiques.

Any questions? Contact:

support@1mii.com

(Response Time:4-24h,excl. holidays)

MANUFACTURER

Shenzhen 1Mii Technologies Limited.

FCC ID: 2AUFR-RT236



www.1mii.com



MADE IN CHINA

Documents / Resources



[Shenzhen 1mii Technologies ML101 Wireless Audio Receiver](#) [pdf] User Manual
RT236, 2AUFR-RT236, 2AUFRRT236, ML101 Wireless Audio Receiver, ML101, Wireless Audio Receiver