



Shen Zhen Shi Shipao Technology M101 2.4GHz Laser Pointer User Manual

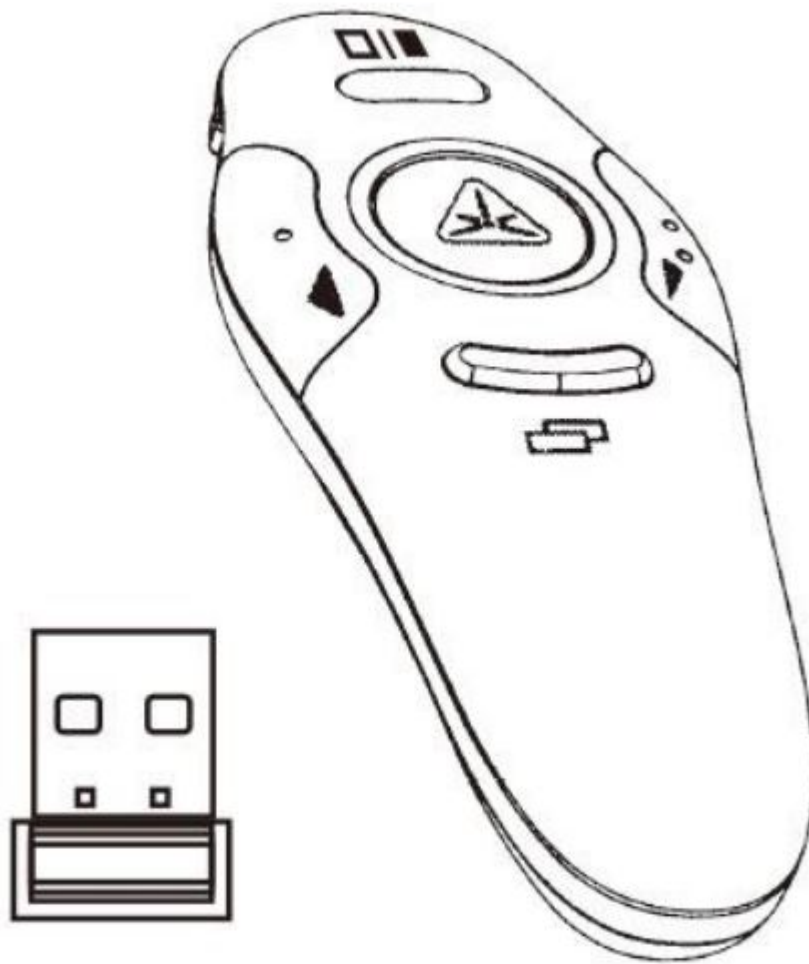
[Home](#) » [Shen Zhen Shi Shipao Technology](#) » Shen Zhen Shi Shipao Technology M101 2.4GHz Laser Pointer User Manual 

Contents

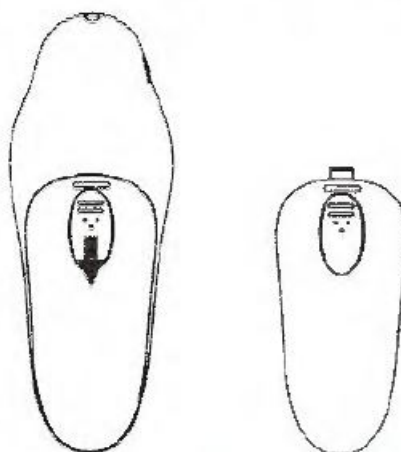
- [1 Shen Zhen Shi Shipao Technology M101 2.4GHz Laser Pointer](#)
- [2 Open Battery Cover](#)
- [3 Install Battery and Storage Receiver](#)
- [4 keys Definition](#)
- [5 FCC STATEMENT](#)
- [6 Documents / Resources](#)
- [7 Related Posts](#)

SHENZHEN

Shen Zhen Shi Shipao Technology M101 2.4GHz Laser Pointer

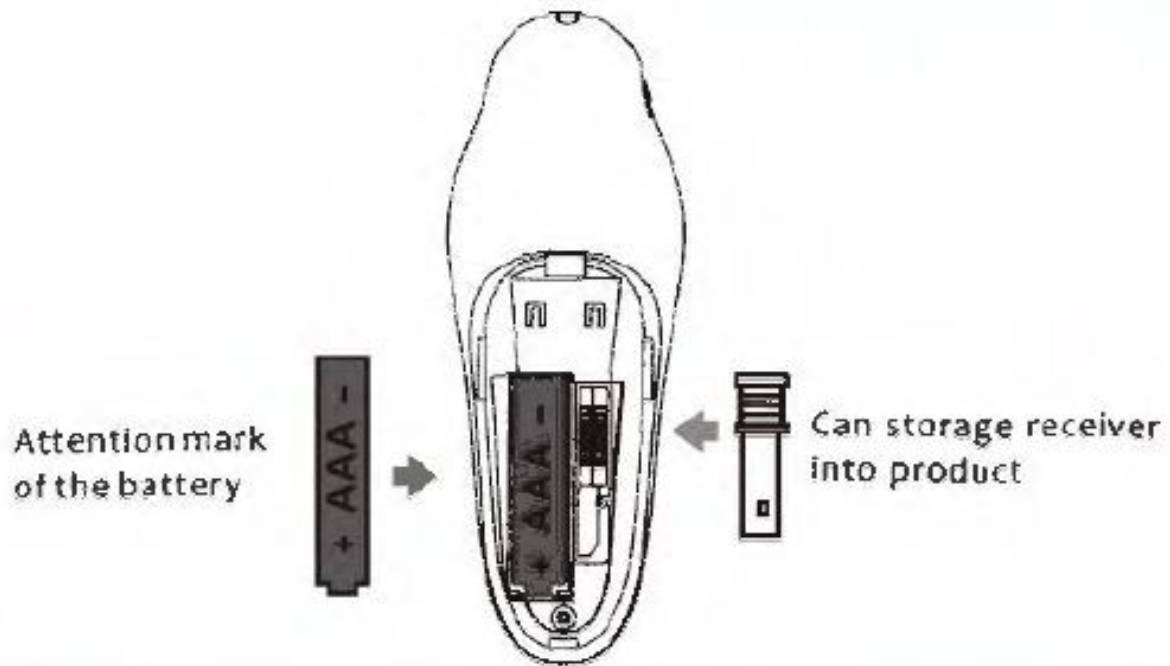


Open Battery Cover

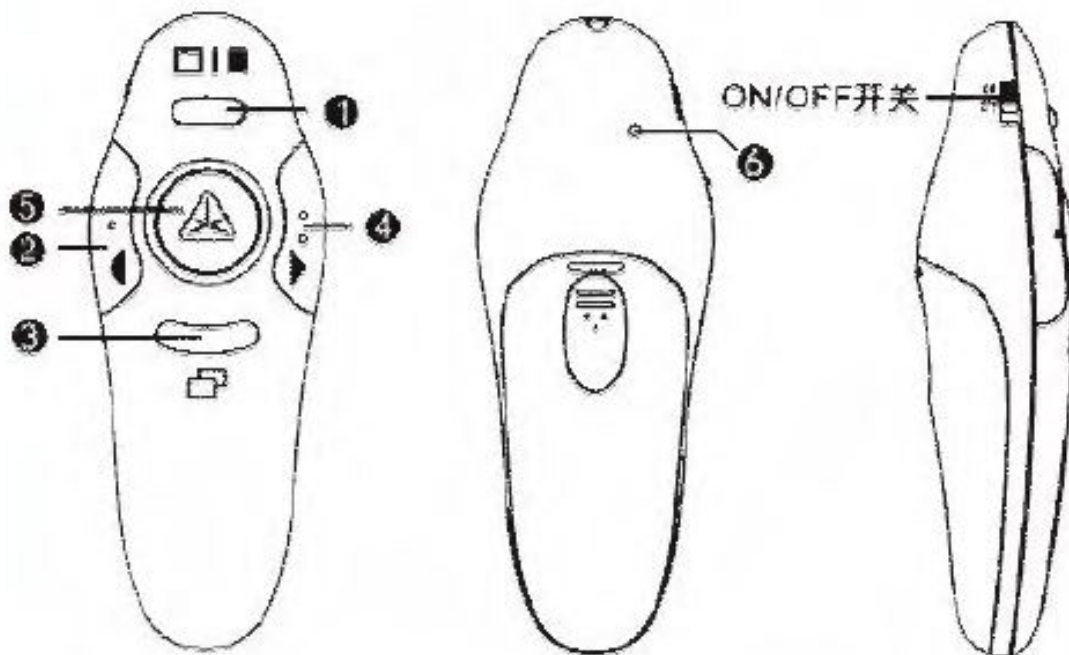


Open the battery cover According to the arrow

Install Battery and Storage Receiver



keys Definition



Button Function Description

1. Button: Short press Blank screen/ Return blank screen
2. Button: Page UP
3. Button: Short press Full screen/return fullscreen
4. Button: Page down
5. Button: Laser
6. Button+6 Button: Laser Light. on

- Mode switching: Combo button (2) + Ⓢ
- The Default PPT Mode: PageUp and PageDown Keys (Page Turning

Button, for PowerPoint/keynote). a8a a&:.

- Prie Mode: Left and Right Key1(Page Tumlng Buttons for prer.1).
- Web Browsing Mode: PageUp and PageDown Keya(Page Turning Button a for Browser and Image Browsing Software). H

FCC STATEMENT


This device complies with part 15 of the FCC Rules. Operation is subject to the following two conditions: (1) this device may not cause harmful interference, and (2) this device must accept any interference received, including interference that may cause undesired operation. Any changes or modifications not expressly approved by the party responsible for compliance could void the user's authority to operate the equipment.

NOTE: This equipment has been tested and found to comply with the limits for a Class B digital device, pursuant to Part 15 of the FCC Rules. These limits are designed to provide reasonable protection against harmful interference in a residential installation. This equipment generates, uses and can radiate radio frequency energy and, if not installed and used in accordance with the instructions, may cause harmful interference to radio communications. However, there is no guarantee that interference will not occur in a particular installation. If this equipment does cause harmful interference to radio or television reception, which can be determined by turning the equipment off and on, the user is encouraged to try to correct the interference by one or more of the following measures:

1. Reorient or relocate the receiving antenna.
2. Increase the separation between the equipment and receiver.
3. Connect the equipment into an outlet on a circuit different from that to which the receiver is connected.
4. Consult the dealer or an experienced radio/TV technician for help.

The device has been evaluated to meet general RF exposure requirement. The device can be used in portable exposure condition without restriction

Documents / Resources

	<p>Shen Zhen Shi Shipao Technology M101 2.4GHz Laser Pointer [pdf] User Manual M101, 2A6C3-M101, 2A6C3M101, M101 2.4GHz Laser Pointer, 2.4GHz Laser Pointer</p>
---	---