



## Shen Zhen Mtc UI-7060 Android TV Box User Guide

[Home](#) » [Shen Zhen Mtc](#) » Shen Zhen Mtc UI-7060 Android TV Box User Guide 

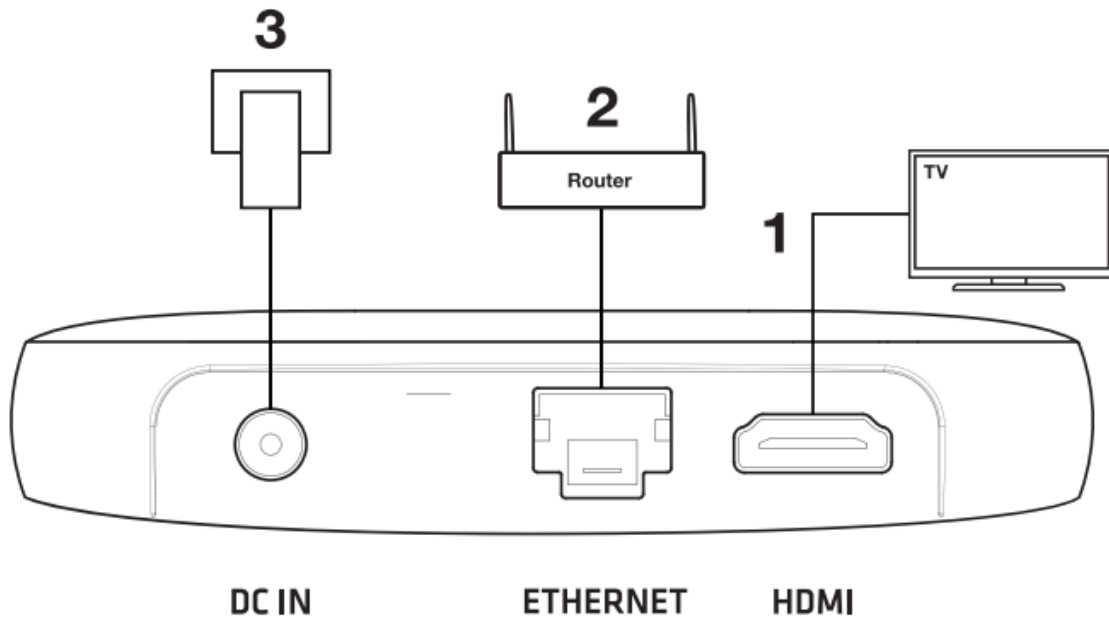


### Contents

- [1 Install ODK Box](#)
- [2 Change the TV input Source](#)
- [3 System Set up](#)
- [4 FCC Statement](#)
- [5 Documents / Resources](#)
- [6 Related Posts](#)

### Install ODK Box

1. Connect the ODK box to the TV with an HDMI cable. See figure for connectors.
2. If the router is close to the box, connect it directly using the Ethernet cable you have at home.
  - If the Ethernet cable is difficult to connect to, please connect to Wi-Fi /Wireless Internet. (See Step 4.)
3. Connect the power adapter.



### Change the TV input Source

1. Use the TV manufacturer's remote control to change to the corresponding HDMI with the box connected.
2. Press the Input or Source button on the TV manufacturer's remote control for adjustment. <**SAMSUNG, LG, VIZIO, etc.**>

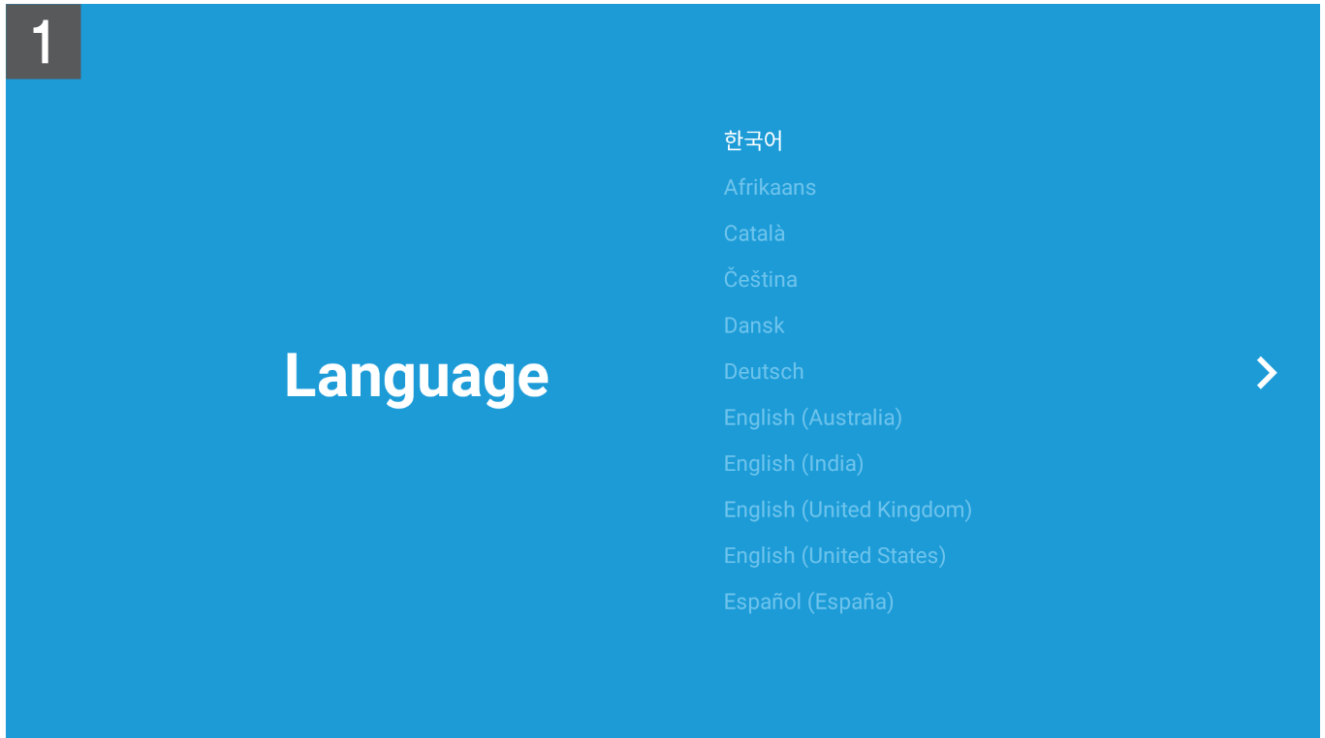


**HDMI**<sup>™</sup>  
HIGH-DEFINITION MULTIMEDIA INTERFACE

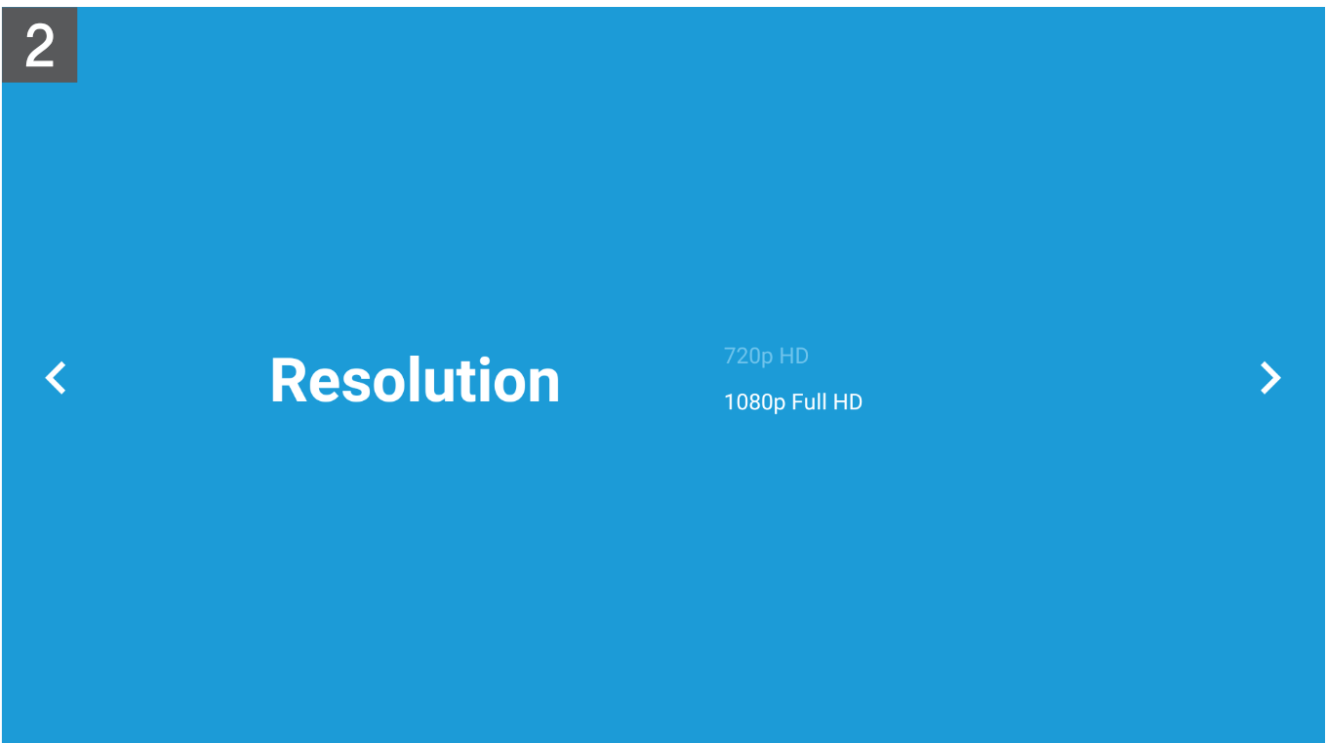
The terms HDMI and HDMI High-Definition Multimedia Interface, and the HDMI logo are trademarks or registered trademarks of HDMI Licensing LLC in the United States and other countries.

## System Set up

1. **Language:** Please select a language.



2. **Resolution:** Please select the desired resolution. If you don't know, press the OK button at the automatically selected resolution to move on.



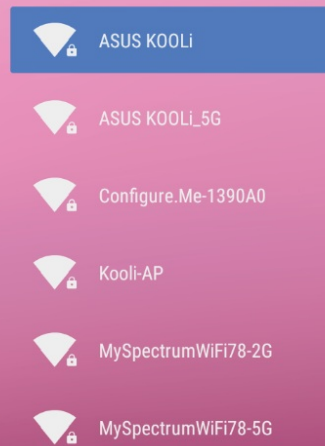
3. **Network Connection:** Please select the available network type. For wireless connections, see Step 4. If you are wired, select 'Ethernet' to connect automatically. recommend a wired connection for smooth viewing.

### Connecting to a Wireless Network (Wi-Fi)

4. **Select Wi-Fi:** Please select the network name you use at home.

4

## Wi-Fi 네트워크 선택

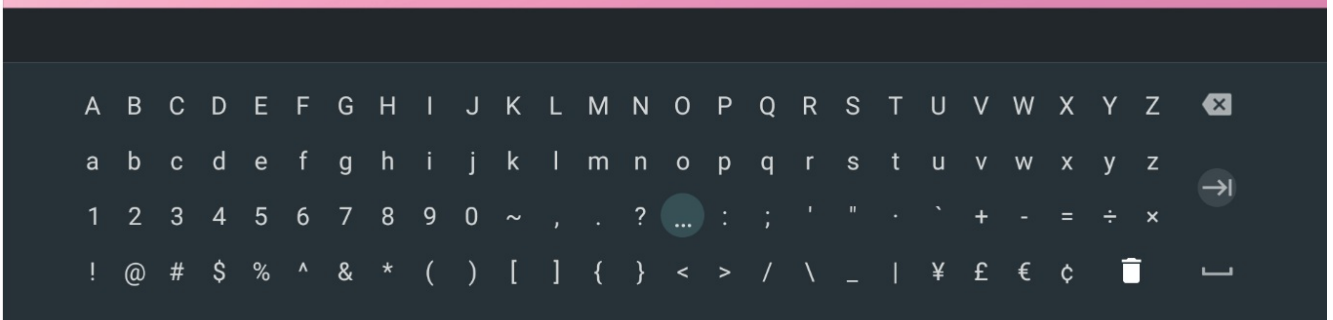


5. **Enter password:** Please enter a network password. after that press the Skip button. (:)

5

## ASUS KOOLi 비밀번호 입력

☐ 비밀번호 숨김



6. **Installation completed**

# Enjoy

## Wi-Fi name and password

If you look carefully at your Internet device (Modem/Rudder), you can find it as SSID or Wi-Fi Name, which is the Wi-Fi Name. The underlined part, Web-Key or Password, is the password.

For further assistance, please contact our customer support

888-213-5924 (Toll-Free)

Video Tutoring

[www.kooli.tv/v](http://www.kooli.tv/v)

## FCC Statement

This equipment has been tested and found to comply with the limit for a Class B digital device, pursuant to part 15 of the FCC Rules. These limits are designed to provide reasonable protection against harmful interference in a residential installation. This equipment generates, uses, and can radiate radio frequency energy and, if not installed and used in accordance with the instructions, may cause harmful interference to radio communications. However, there is no guarantee that interference will not occur in a particular installation. If this equipment does cause harmful interference to radio or television reception, which can be determined by turning the equipment off and on, the user is encouraged to try to correct the interference by one or more of the following measures:


- Reorient or relocate the receiving antenna.
- Increase the separation between the equipment and receiver.
- Connect the equipment into an outlet on a circuit different from that to which the receiver is connected.
- Consult the dealer or an experienced radio/TV technician for help.

Any changes or modifications not expressly approved by the manufacturer could void the user's authority to operate the equipment. This device complies with Part 15 of the FCC Rules. Operation is subject to the following two conditions; (1) This device may not cause harmful interference, and (2) this device must accept any interference received, including interference that may cause undesired operation. This device should be installed and operated with a minimum 20Cm between the radiator and your body. Operations in the 5.15-5.25GHz band are restricted to indoor usage only.

The terms HDMI and HDMI High-Definition Multimedia Interface, and the HDMI logo are trademarks or registered trademarks of HDMI Licensing LLC in the United States and other countries.



## Documents / Resources

	<a href="#">Shen Zhen Mtc UI-7060 Android TV Box</a> [pdf] User Guide UI7060, 2AHVH-UI7060, 2AHVHUI7060, UI-7060 Android TV Box, Android TV Box
---	--

[Manuals+.](#)