



# Shen Zhen Gtl Technology CW210 2-In-1 Charging Station Instruction Manual

[Home](#) » [Shen Zhen Gtl Technology](#) » Shen Zhen Gtl Technology CW210 2-In-1 Charging Station Instruction Manual 



# SHENZHEN

CW210  
2-In-1 Charging Station  
Instruction Manual

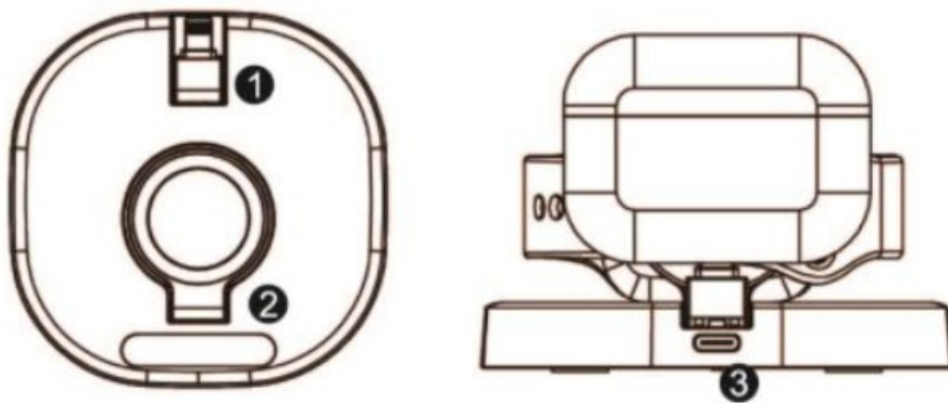


## Contents

- 1 Introduction:
- 2 Operation instructions:
- 3 Specifications:
- 4 Matters needing attention:
- 5 FCC WARNING
- 6 Documents / Resources
- 7 Related Posts

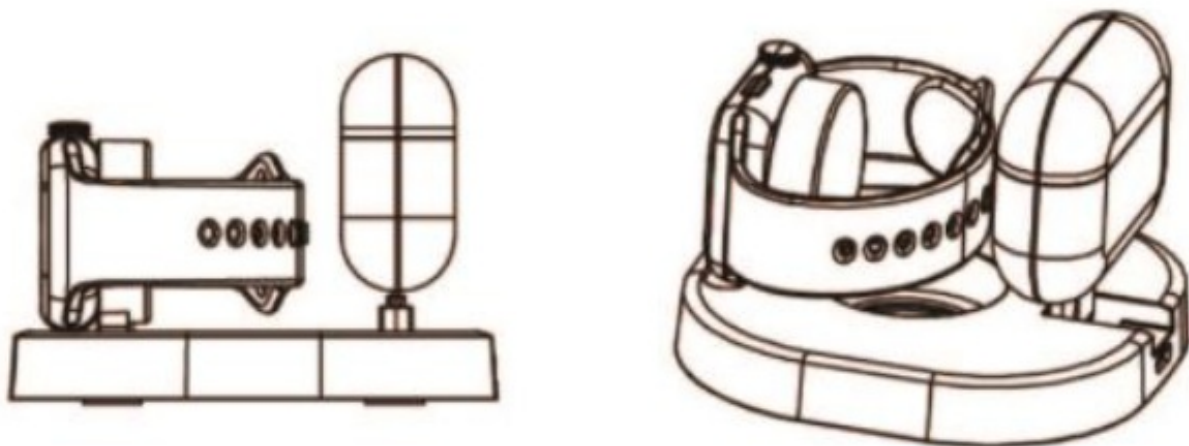
### Introduction:

1. Charging of airpods/airpods pro
2. Wireless charging area of iWatch
3. TYPE-C Female

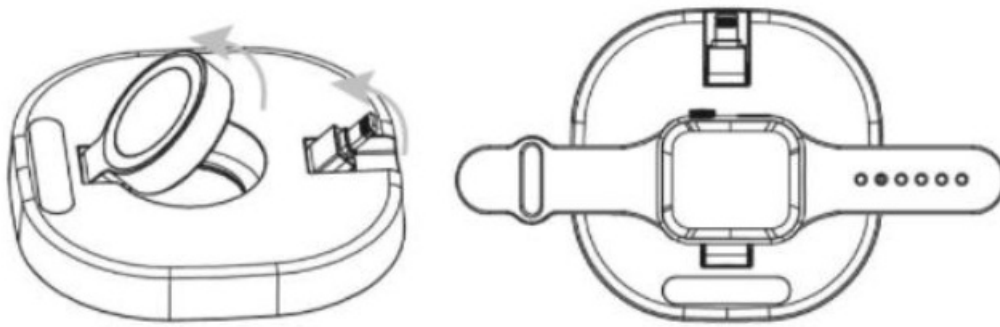


### Operation instructions:

2.1 Bluetooth headset charging When charging the Bluetooth headset, first turn the apple head of the Bluetooth headset to stand upright. then plug the Bluetooth headset into the position of the apple head of the headset to charge and see that the charging indicator of the Bluetooth headset lights up, indicating normal charging.

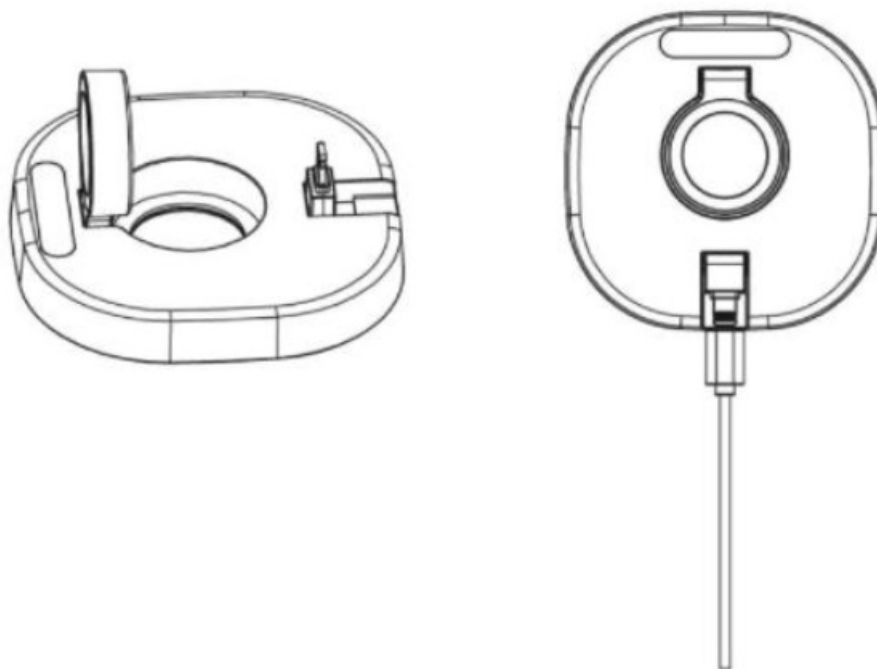


2.2 iWatch charging method: (1) The iWatch wireless charging pad is placed flat to charge the iWatch. (2) Put the iWatch wireless charging pad to the vertical position to charge the Match.



2.3 iWatch charging: Put the 'Watch on the wireless charging area of the watch align the magnetic attraction, and the watch will light up the "charging sign" indicating that it is charging normally.

2.4 This product needs to be powered by an adapter with a power 5V/1A–2A, and is connected to the Type-C port for the power supply



### Specifications:

Name	2 in 1 Charging Station	Model	CW210
Product Size	93x93x12 I mm )	Power supply Port	Type-C
Input	5V/1A- -2A	Maximum output power	10W (MAX)

### Matters needing attention:

- 4.1 When charging. please insert the device and the iPhone plug-in correct place to prevent the device from not charging
- 4.2 Do not put metal or foreign objects in the charging area of the Watch to prevent the device from not charging.
- 4.3 This product only compatible with 'Watch and AirPods

### FCC WARNING

This device complies with part 15 of the FCC Rules. Operation is subject to the following two conditions: (1) this

device may not cause harmful interference, and (2) this device must accept any interference received, including interference that may cause undesired operation. Any changes or modifications not expressly approved by the party responsible for compliance could void the user's authority to operate the equipment.


**NOTE:**

This equipment has been tested and found to comply with the limits for a Class B digital device, pursuant to Part 15 of the FCC Rules. These limits are designed to provide reasonable protection against harmful interference in a residential installation. This equipment generates, uses, and can radiate radio frequency energy and, if not installed and used in accordance with the instructions, may cause harmful interference to radio communications. However, there is no guarantee that interference will not occur in a particular installation. If this equipment does cause harmful interference to radio or television reception, which can be determined by turning the equipment off and on, the user is encouraged to try to correct the interference by one or more of the following measures:

- Reorient or relocate the receiving antenna.
- Increase the separation between the equipment and receiver.
- Connect the equipment into an outlet on a circuit different from that to which the receiver is connected.
- Consult the dealer or an experienced radio/TV technician for help.

To maintain compliance with FCC's RF exposure guidelines, This equipment should be installed and operated with a minimum distance of 20cm between the radiator and your body: Use only the supplied antenna.

**Documents / Resources**

	<a href="#">Shen Zhen Gtl Technology CW210 2-In-1 Charging Station</a> [pdf] Instruction Manual CW210, 2A4TT-CW210, 2A4TTCW210, CW210 2-In-1 Charging Station, 2-In-1 Charging Station
---	---