



Shelf Co Fold Bracket Instruction Manual

[Home](#) » [Shelf Co](#) » Shelf Co Fold Bracket Instruction Manual 

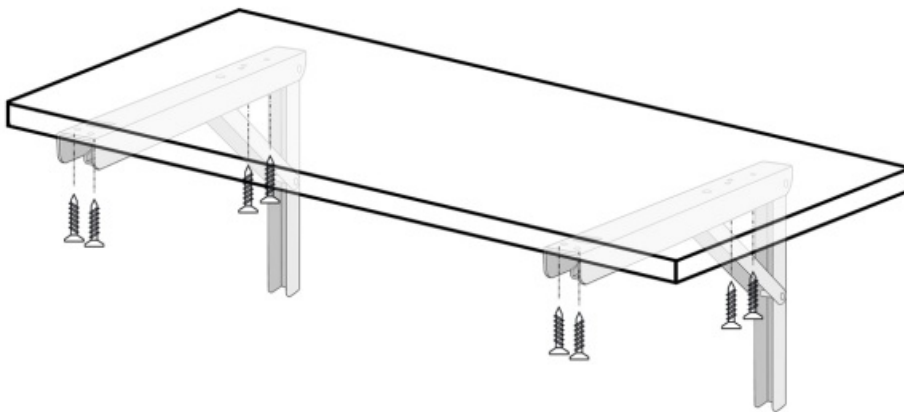
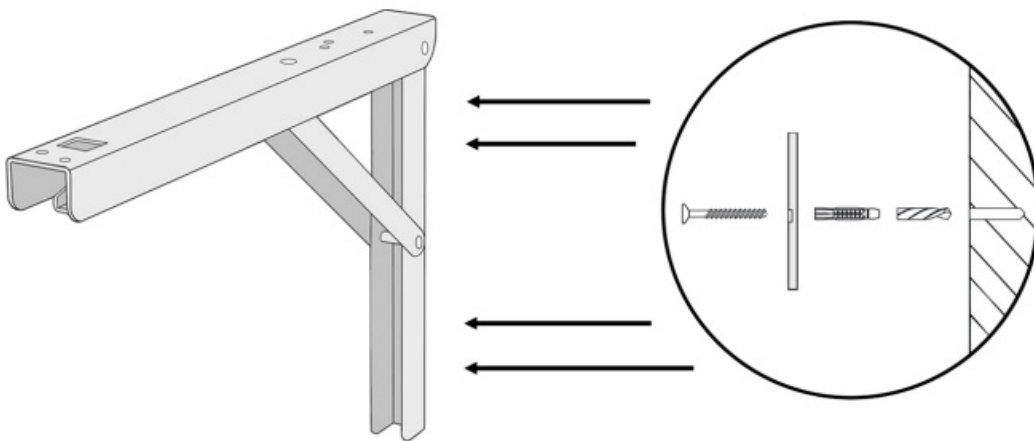
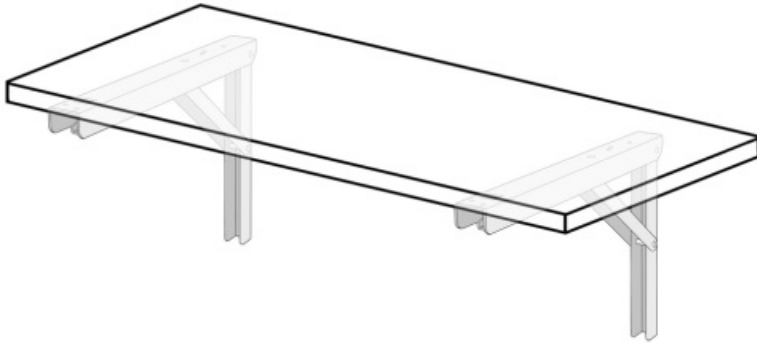
Shelf Co Fold Bracket Instruction Manual

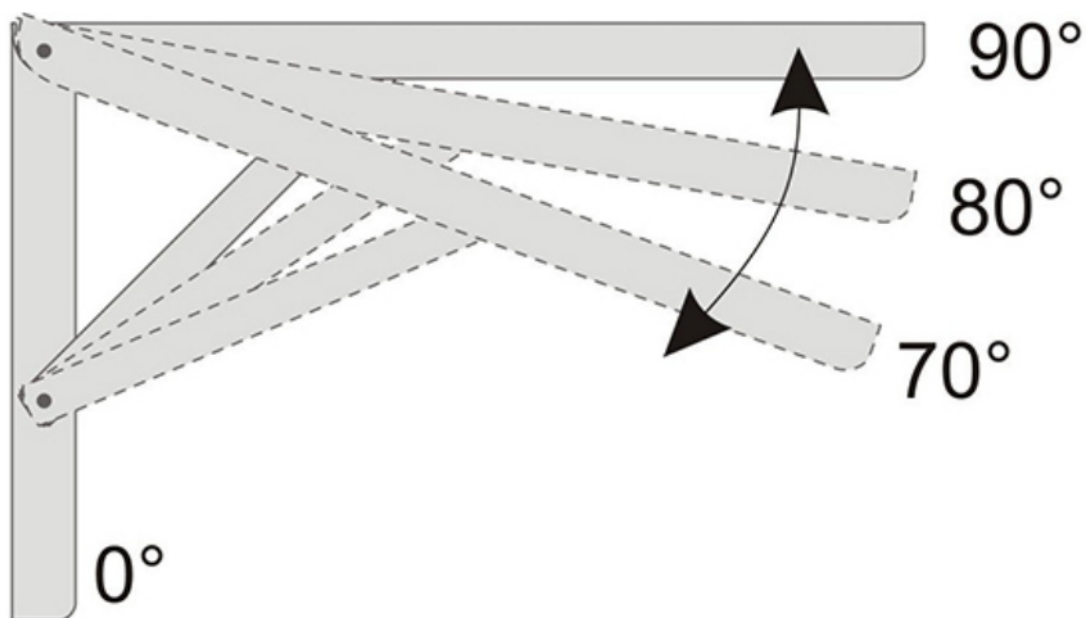


Contents

- [1 ASSEMBLY INSTRUCTION](#)
- [2 Documents / Resources](#)
 - [2.1 References](#)
- [3 Related Posts](#)

ASSEMBLY INSTRUCTION





Bracket Size	Weight Capacity	
11.8 in	220 lbs	100 kg
15.7 in	441 lbs	200 kg

T15



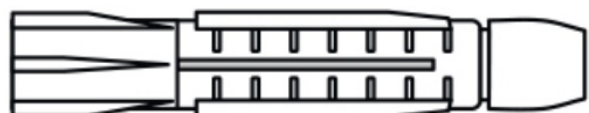
3.5×16 mm



#6×0.6 in



Ø6×36 mm Ø6 mm



#8-10×1.4 in

06 mm



15/64 in

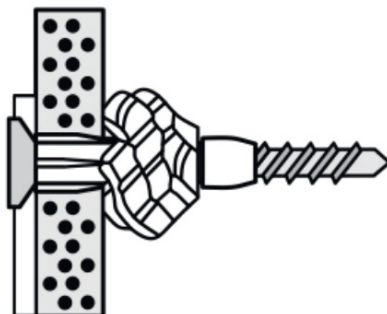
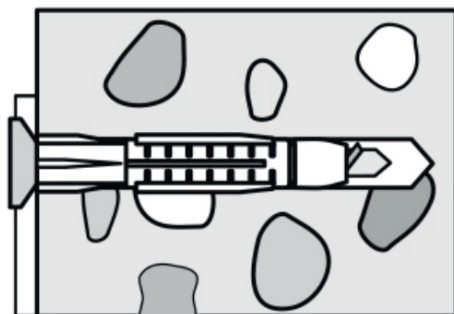
T 20



Ø4.5×45 mm

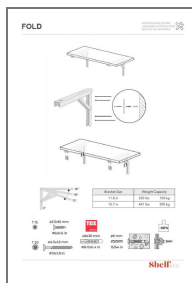


#10×1.8 in



Shelf&co

Documents / Resources



[Shelf Co Fold Bracket](#) [pdf] Instruction Manual
Fold Bracket, Bracket

References

- [User Manual](#)

[Manuals+](#), [Privacy Policy](#)

This website is an independent publication and is neither affiliated with nor endorsed by any of the trademark owners. The "Bluetooth®" word mark and logos are registered trademarks owned by Bluetooth SIG, Inc. The "Wi-Fi®" word mark and logos are registered trademarks owned by the Wi-Fi Alliance. Any use of these marks on this website does not imply any affiliation with or endorsement.