

SHEIN **Curtain Bookshelf** **Single Row Style**



SHEIN Curtain Bookshelf Single Row Style Installation Guide

[Home](#) » [SHEIN](#) » SHEIN Curtain Bookshelf Single Row Style Installation Guide 

Contents









- [1 SHEIN Curtain Bookshelf Single Row Style](#)
- [2 Accessory List](#)
- [3 Installation Steps](#)
- [4 Double Row Curtain Bookshelf](#)
- [5 FAQ](#)
- [6 Documents / Resources](#)
 - [6.1 References](#)
- [7 Related Posts](#)

SHEIN

SHEIN Curtain Bookshelf Single Row Style




Accessory List

Name	Image	5-tier	6-tier
A		4	5
B		5	6
C		10	12
D		20	24
E		16	20
F		1	1
G		1	1
H		2	2

Name	Image	5-Layer	6-Layer
A	Image	5	6
B	Image	5	6
C	Image	10	12
D	Image	5	6
E	Image	16	20
F	Image	1	1
G	Image	1	1

Installation Steps

1、B*1 C*2 D*3



2、A*1 E*4



3、Repeat step 1



4、Repeat the above steps



5、F*1 H*2 G*1



6、












1. Assemble parts A, B, C, D, and E as shown in the diagram.
2. Repeat step 1.

- Combine the assembled parts as shown.
- Repeat the above steps to complete the bookshelf.

Double Row Curtain Bookshelf


Accessory List

Name	Image	5-tier	6-tier
A		4	5
B		10	12
C		4	5
D		10	12
E		5	6
F		40	48
G		24	30
H		1	1
I		1	1


Name	Image	5-Layer	6-Layer
A	Image	4	5
B	Image	10	12
C	Image	5	6
D	Image	10	12
E	Image	40	48
F	Image	3	3
G	Image	24	30
H	Image	1	1
I	Image	1	1

Installation Steps

1、 B*2 D*2 E*1 F*8



2、 A*1 C*1 G*6



3、 Repeat step 1



4、 Repeat the above steps



5、 H*1 I*1



6、



1. Assemble parts A, B, C, D, and E as shown in the diagram.

2. Repeat step 1.

3. Combine the assembled parts as shown.

4. Repeat the above steps to complete the bookshelf.

Note

Please read the instructions carefully before installing and using the product!

- Be careful of sharp accessories to avoid injury.
- If you find any missing or damaged parts, please contact us.
- We are here to assist you at any time. Thank you for reading the instructions.

FAQ


What should I do if parts are missing?

Contact customer support for assistance with any missing parts.

Can I assemble the bookshelf alone?

Yes, but having an extra pair of hands can be helpful.
Are there any safety precautions?
Yes, be cautious of sharp edges and ensure all parts are securely fastened.

Documents / Resources

	<p>SHEIN Curtain Bookshelf Single Row Style [pdf] Installation Guide Curtain Bookshelf Single Row Style, Bookshelf Single Row Style, Single Row Style, Row Style, Style</p>
---	---

References

- [User Manual](#)

[Manuals+](#), [Privacy Policy](#)

This website is an independent publication and is neither affiliated with nor endorsed by any of the trademark owners. The "Bluetooth®" word mark and logos are registered trademarks owned by Bluetooth SIG, Inc. The "Wi-Fi®" word mark and logos are registered trademarks owned by the Wi-Fi Alliance. Any use of these marks on this website does not imply any affiliation with or endorsement.