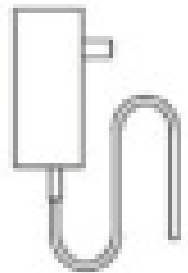
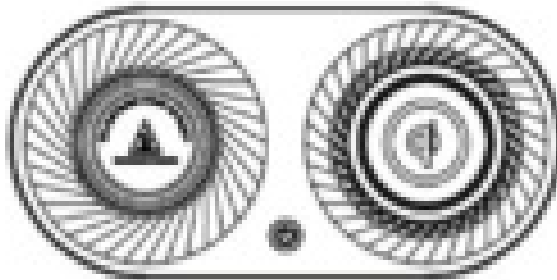


# Sharper Image Wireless Beverage Heater/Cooler Instruction User Manual

[Home](#) » [Sharper Image](#) » Sharper Image Wireless Beverage Heater/Cooler Instruction User Manual 

Item No. 207196



Artistic Rendering

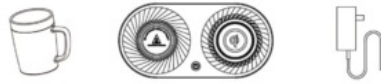
Thank you for purchasing the Sharper Image Heating/Cooling Beverage Base with Wireless Charging. Please take a moment to read this guide and store it for future reference.

## FEATURES

- Keeps coffee mug hot or soda can cold
- Charges your Qi-enabled phone without cables or wires
- Quick charge capable (10W and 7.5W)
- Standard charge 5W
- Auto sensor supplies the correct power for your device
- Automatic safety shut-off after 4 hours (charging)

## CONTENTS OF BOX

- 1X Mug
- 1X Base Unit



- 1 Power Adapter

## OPERATION

1. Connect the power adapter to the device.
2. Plug the power adapter into an AC outlet.
3. Place the included mug or your beverage can on top of the heating/cooling element, properly aligning it with the bottom of the container.
4. Press the power button ONCE to activate COOLING. Press a SECOND TIME to activate HEATING.
5. Place your wireless charging device on the charging surface. The Qi wireless charging pad will begin charging automatically.

NOTE: There is no On/Off Switch for the wireless charger. Your phone will charge automatically if it is compatible with wireless charging. See the Compatibility list below or consult your device's owner's manual to check if your device is Qi enabled for wireless charging. For safety purposes, the Qi wireless charging pad will shut off automatically after 4 hours.

## COMPATIBILITY

Qi wireless charging is compatible with most newer phones, including:

- Apple iPhone 8, 8 Plus, X, XS, XS Max, XR, 11, 11 Pro, 11 Pro Max and SE (2020)
- Samsung Galaxy S6, S6 Active, S6 Edge, S6 Edge Plus, S7, S7 Active, S7 Edge, S8, S8 Active, S8 Plus, Note 8, S9, S9 Plus, Note 9, S10, S10e, S10 Plus, Note 10, Note 10 Plus, S20, S20 Plus, S20 Ultra (5G), Note 20, Note 20 Ultra, Galaxy Fold, Z Fold 2, Z Flip, Leader 8, W2016
- Asus PadFone S
- BlackBerry Passport, PRIV, Z30
- Google Nexus 4, 5, 6, Pixel 3, Pixel 3 XL, Pixel 4, Pixel 4 XL
- HP Elite X3
- HTC Droid DNA, Windows Phone 8X
- Motorola Droid Maxx, Mini, Droid Turbo, Turbo 2, Moto Maxx, X Force, Edge+
- Many other Qi-enabled smartphones

NOTE: Please consult your device's owner's manual to check if your device is Qi enabled for wireless charging.

## WARNINGS

- This device is intended for indoor, household use.
- Do not use this device for anything other than its intended purposes.
- Keep this device out of reach of children at all times.
- Do not immerse this device in water or any other liquid.
- Do not alter or modify this device. There are no user-serviceable parts.
- Use only the power cord that came with this device. Do not use any other power cords or adapters.
- If the power cord appears to be frayed or damaged, do not use this device. Contact Sharper Image Customer

Service immediately.

**SPECIFICATIONS**

Base Size	9.29" L x 4.57" W x 1.75" H
Carton Size	9.53" L x 6.18" W x 4.98" H
Mug	12.85 oz.
Weight	2.43 lbs.
Input	12V/4A
Watts	48W
Noise	≤ 45db
Efficiency	Heats up to 143°F / Cools down to 42°F [in room temperature 78°F]
Materials	Aluminum alloy material + PC/ABS [Polycarbonate-ABS] + Food Grade Polypropylene
Country of Origin	China

**WARRANTY AND CUSTOMER SERVICE**

Sharper Image branded items purchased from SharperImage.com include a 1-year limited replacement warranty. If you have any questions not covered in this guide, please call our Customer Service department at 1 (877) 210-3449. Customer Service agents are available Monday through Friday, 9:00 a.m. to 6:00 p.m. ET.

Heating/Colling Beverage Base With Wireless [Manual Optimized](#)

Heating/Colling Beverage Base With Wireless [Manual Original](#)

[Manuals+](#).