



Sharper Image Wild West Shooting Set 207147 User Manual

[Home](#) » [Sharper Image](#) » Sharper Image Wild West Shooting Set 207147 User Manual 

SHARPER IMAGE®

WILD WEST SHOOTING SET

Item No. 207147



Get ready for some rootin', tootin', target-shootin' action! The Sharper Image Wild West Shooting Set is the safe indoor target game that kids and adults love. Simply line up the reusable plastic targets on the target log. Then, take aim and blast 'em. The toy "six-shooter" fires a beam of harmless infrared light up to 25 feet away. A direct hit sends the targets flying off the log, along with exciting sound effects. Please take a moment to read this guide, and store it for future reference.

FEATURES

- Indoor target shooting game
- Fires a beam of infrared light
- Exciting sound effects
- Reusable “breakaway” targets
- Cordless and portable
- Maximum range: 20-25 feet
- Includes 1 six-shooter, 1 target log and 4 targets
- Ages 6+

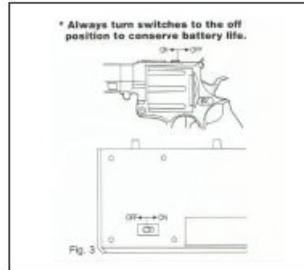
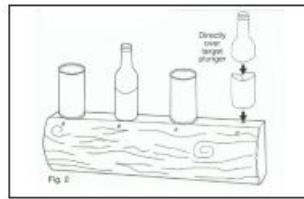
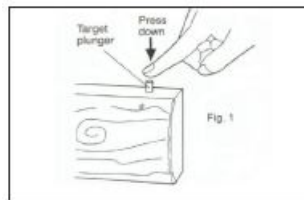
BATTERY INSTALLATION

1. Install 2 AA batteries in the toy six-shooter (batteries not included).
2. Install 4 D batteries in the target log (batteries not included).

NOTE: Battery installation should be performed by an adult. Be sure to follow the polarity diagrams in the battery compartments. Always make sure to use fresh batteries. Do not mix old and new batteries. Do not mix different types of batteries.

GAME SET-UP

1. Place the target log against wall or at eye level.
2. Press down each of the four target plungers on the top of the log until they lock in the down position(Fig. 1).
3. Place the cans and bottles directly over the plungers(Fig. 2).
4. Slide the “On/Off” switch located on the back of the log to the ON position (Fig. 3).
5. Slide the switch on the six-shooter forward to theON position (Fig. 3).
6. Aim the six-shooter at the target log and pull the trigger. You will hear the electronic “shot” sound effect. A direct hit on the sensors sends the targets flying.
7. To conserve battery power, please remember to turn off BOTH the target log AND the six-shooter when you are finished playing the game.



Note: For an easier game, step closer to the target log. For a more challenging game, step back from the target (maximum distance 25 ft.)

WARNING

Do not aim the six-shooter at people or animals. Although this is a toy and emits a harmless beam of infrared light, pointing the six-shooter at people or animals can be disturbing to others.

WARRANTY / CUSTOMER SERVICE

Sharper Image branded items purchased from SharperImage.com include a 1-year limited replacement warranty. If you have any questions not covered in this guide, please call our Customer Service department at 1 (877) 210-3449. Customer Service agents are available Monday through Friday, 9:00 a.m. to 6:00 p.m. ET.

SHARPER IMAGE®

The SHARPER IMAGE® name and logo are registered trademarks.

©Sharper Image. All Rights Reserved.

[Sharper-Image-Wild-West-Shooting-Set-207147-Manual-Optimized](#)

[Sharper-Image-Wild-West-Shooting-Set-207147-Manual-Original](#)