



Sharper Image Universal Travel Adapter Instruction Manual

[Home](#) » [Sharper Image](#) » Sharper Image Universal Travel Adapter Instruction Manual


Contents [[hide](#)]

[1 SHARPER
IMAGE®](#)

[2 Related Posts](#)


SHARPER IMAGE®

UNIVERSAL TRAVEL ADAPTER
Item No. 206896



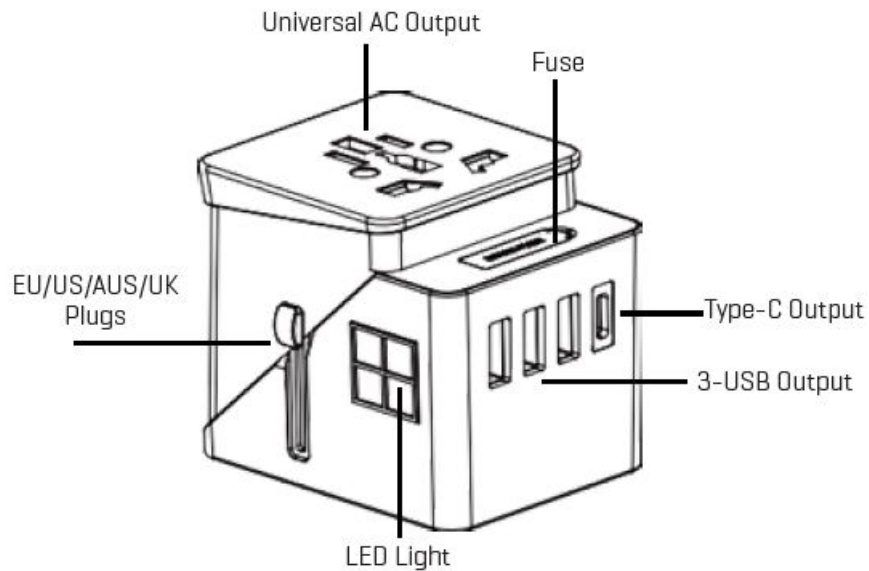
Thank you for purchasing the Sharper Image Universal Travel Adapter. Please take a moment to read this guide and store it for future reference.

FEATURES




- Works in more than 150 countries with US/EU/UK/AUS plugs
- Built-in safety shutters protect users from live parts on the socket outlet
- Only one plug-type can be used at one time by sliding the knob selection, other plug-pins are locked automatically

PLUGS AND CONNECTORS




- When the adapter is plugged into the wall socket, the “power” light should illuminate to indicate that the AC power and USB are on
- This product may not work with certain high-power appliances such as hair dryers. Check your appliance label to see if it requires less than 6.3A
- 1 spare fuse is included with this adapter

HOW TO USE



USA

Press the button down and push the US plug out to use.




United Kingdom

Press the button down and push the UK plug out to use.



Australia / New Zealand

Press the button down and push the AUS plug out to use.



Europe

Press the button down and push the EU plug out to use.

UNIVERSAL PLUG



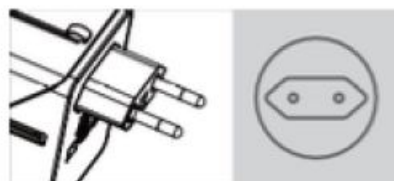
TYPE A

US/Japan, 2-pole, unearthed



TYPE I

Australia, 2-pole, unearthed



TYPE C

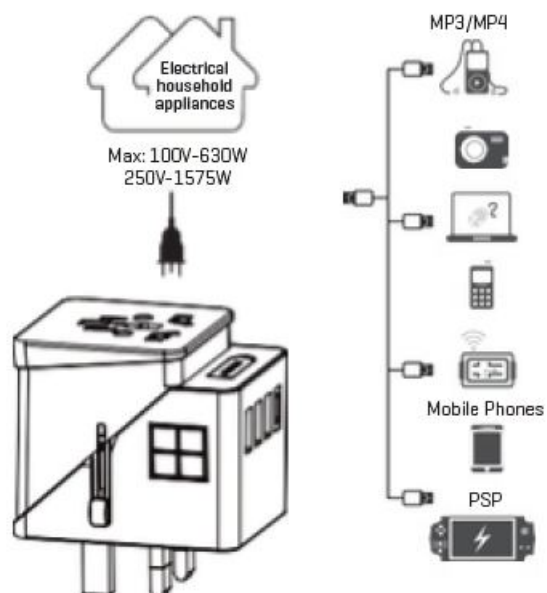
Korea/Germany, 2-pole, unearthed



TYPE G

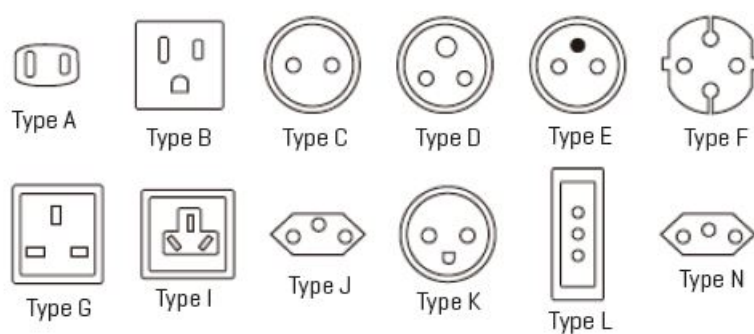
UK, 3-pole, unearthed

COMPATIBLE DEVICES



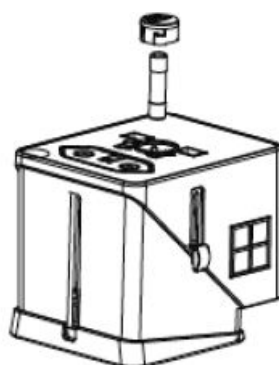
APPLICABLE OUTLETS

- The adapter can plug into type A,B,C,D,E,F,G,I,J,K,I,N and O outlets.



FUSE

If a fuse is blown, gently twist the damaged fuse to replace with a new one



CAUTION

Read these instructions carefully before using:

- This product does not convert voltage (AC-AC). In order to avoid possible damage to your devices, please make sure the power outlet you intend to use has the proper voltage to run your devices PRIOR to using this adapter
- Please make sure the power outlet you intend to use has the proper voltage to run your devices BEFORE using this adapter
- Never touch any metal part of adapters when in use
- If the adapter breaks or if the pin and connector is loose please discontinue use. Never force a device into the adapter or force the adapter into an outlet
- Each country has their own regulations regarding the usage of travel adapters. Please check in each country before use
- Do not ground. This product is for use with unearthed or double insulated appliances only



Waste electrical products should not be disposed of with household waste. Please recycle where facilities exist. Check with your Local Authority for recycling advice.

WARRANTY/CUSTOMER SERVICE

Sharper Image branded items purchased from SharperImage.com include a 1-year limited replacement warranty. If you have any questions not covered in this guide, please call our Customer Service department at 1 (877) 210-3449. Customer Service agents are available Monday

SHARPER IMAGE®

The SHARPER IMAGE® name and logo are registered trademarks.

©Sharper Image. All Rights Reserved.

[Sharper-Image-Universal-Travel-Adapter-Instruction-Manual-Optimized](#)

[Sharper-Image-Universal-Travel-Adapter-Instruction-Manual-Original](#)