



Sharper Image Match Free Pull String Firestarter Instructions

[Home](#) » [Sharper Image](#) » Sharper Image Match Free Pull String Firestarter Instructions 

Contents

1 Sharper Image Match Free Pull String Firestarter

2 Instructions for Starting a Fire

3 FAQ

4 Documents / Resources

4.1 References

5 Related Posts

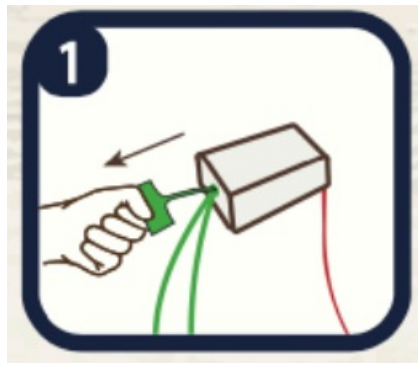
SHARPER IMAGE

Sharper Image Match Free Pull String Firestarter



Instructions for Starting a Fire

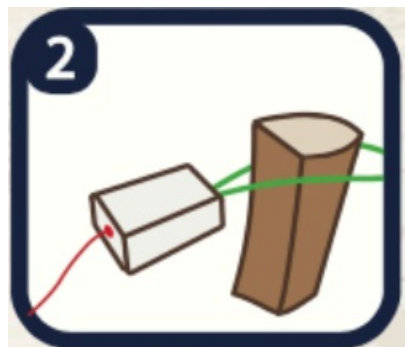
REMOVE



Remove green tab (pull firmly)

- Illustration of a hand pulling a green tab from a rectangular object.


LOOP



Loop the green string over a log to secure.

- Illustration of a green string being looped over a log.

BUILD



Build a structure of logs.

- Illustration of logs being arranged into a structure.

PULL




Pull the red string quickly & hard to start!

- Illustration of a hand pulling a red string with a “FIRE!” explosion indicating ignition.

FAQ

- **What should I do if the green tab is difficult to remove?**
 - Ensure you are pulling firmly and straight out. If it still does not come out, check for any obstructions or try using a tool for a better grip.
- **How do I know if the green string is secure?**
 - Make sure the string is tightly looped around the log and does not easily slip off when you tug on it.
- **What kind of logs should I use to build the structure?**
 - Use dry, seasoned logs for the best results. Avoid using wet or green wood as it will be harder to ignite.

Documents / Resources

	<p>Sharper Image Match Free Pull String Firestarter [pdf] Instructions 210273, Match Free Pull String Firestarter, Match Free Pull Firestarter, Pull String Firestarter, Match Free Firestarter, Pull Firestarter, Firestarter</p>
---	---

References

- [User Manual](#)

[Manuals+](#), [Privacy Policy](#)

This website is an independent publication and is neither affiliated with nor endorsed by any of the trademark owners. The "Bluetooth®" word mark and logos are registered trademarks owned by Bluetooth SIG, Inc. The "Wi-Fi®" word mark and logos are registered trademarks owned by the Wi-Fi Alliance. Any use of these marks on this website does not imply any affiliation with or endorsement.