



SHARPER IMAGE H26 Undetectable Mouse Mover Instruction Manual

[Home](#) » [Sharper Image](#) » SHARPER IMAGE H26 Undetectable Mouse Mover Instruction Manual 

SHARPER IMAGE®

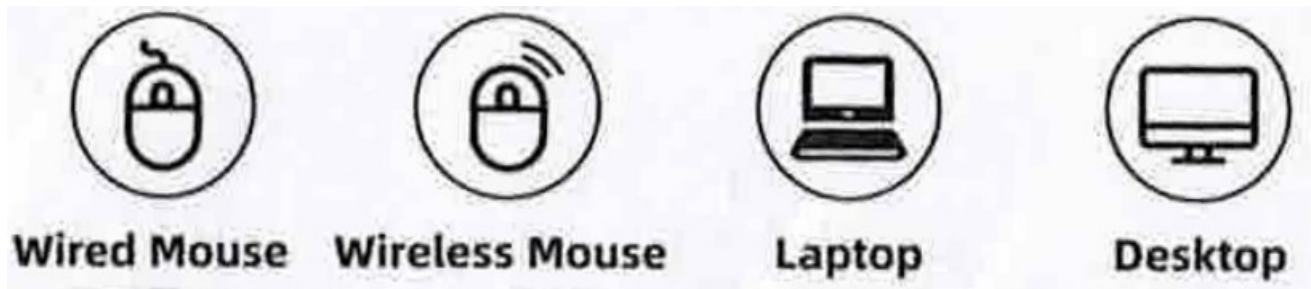
H26 Undetectable Mouse Mover
Instruction Manual



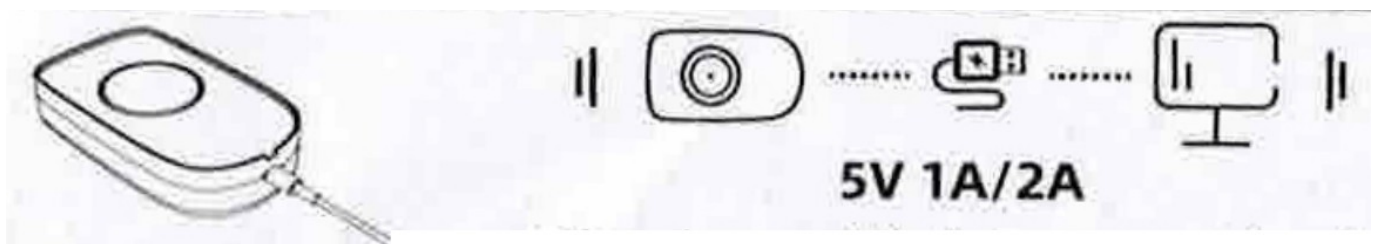
Contents

- [1 H26 Undetectable Mouse Mover](#)
- [2 Product description](#)
- [3 Product parameters](#)
- [4 Documents / Resources](#)

H26 Undetectable Mouse Mover



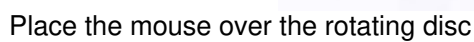
Product description



Insert the data cable into the wiring hole



1. Press one second to turn on to 1 level
2. Press again for 2 level
3. Press again to turn off



Product specification: 143x84x32mm
Package specification :155x86x35mm



1. Please avoid high temperature and high temperature environment when using or storing this product.
2. Do not hit or throw the product to avoid internal failure.
3. **Note:** in order to achieve better use effect! Please use the power adapter with rated voltage of 5V and current of 2A.
4. Do not disassemble or modify this product without permission

Made In China

