



Sharper Image 2-in-1 LED Vanity Mirror User Manual

[Home](#) » [Sharper Image](#) » Sharper Image 2-in-1 LED Vanity Mirror User Manual 



Thank you for purchasing the Sharper Image 2-in-1 LED Vanity Mirror. Please take a moment to read this guide

and store it for future reference.

FEATURES

- Use as a handheld or tabletop mirror
- Features a ring light with LEDs
- 5X magnification
- Adjustable brightness and LED colors
- 360-degree free rotation
- Charges USB enabled devices
- Includes a mirror base and USB cable.



HANDHELD MAKEUP MIRROR



TABLETOP LIGHT UP MIRROR



360-DEGREE ROTATION



2-IN-1 MAGNETIC MIRROR



MIRROR BASE

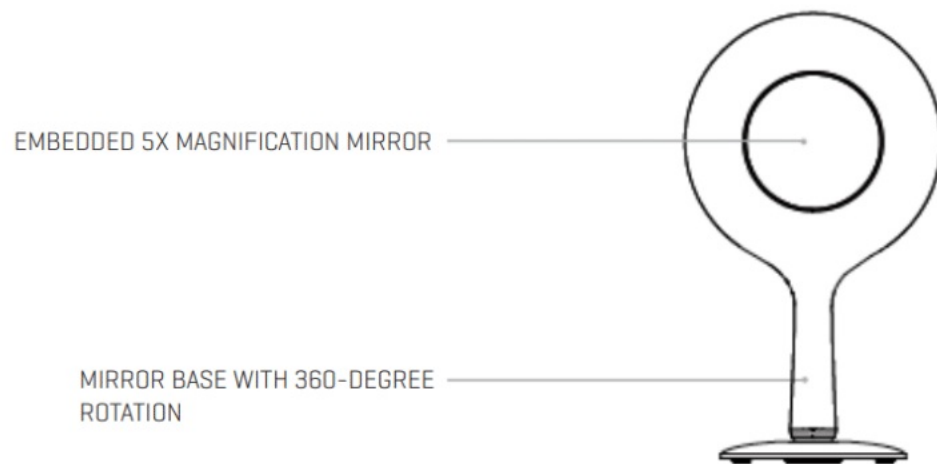
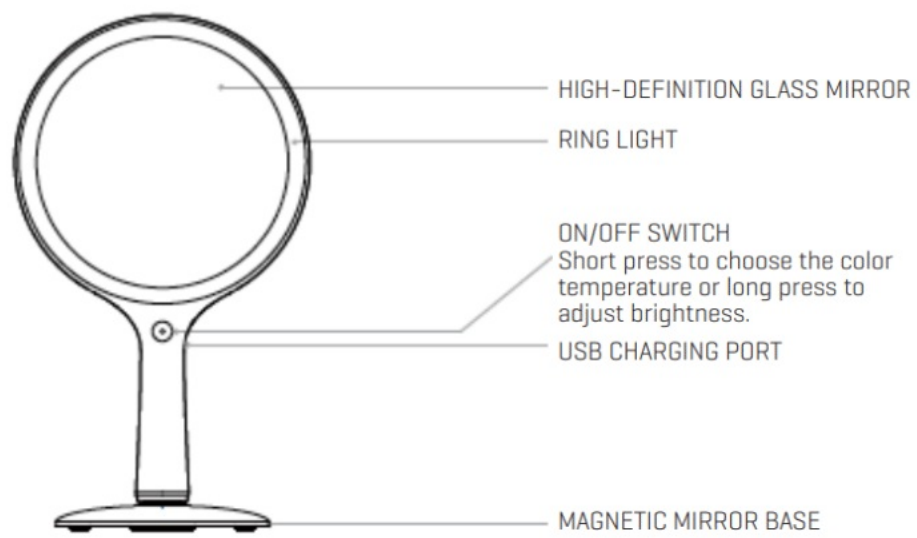


USB CABLE



INSTRUCTIONS

IDENTIFICATION OF PARTS



HOW TO USE



Short press the ON/OFF switch to toggle through different LED colors [warm / cool / natural]

2.



Long press the ON/OFF switch to adjust the brightness of the light

3.



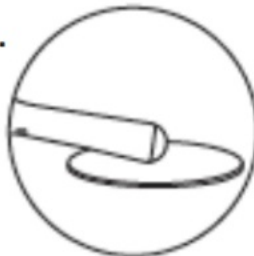
NOTE: When the light is initially turned on the brightness level will be on high. Adjust to your liking.

4.



Recharge the mirror when the light starts to dim

5.



TIP: Tilt the mirror 45 degrees to separate the mirror from the base in seconds.

NOTE: Charge devices by connecting one end of the included USB charging cable into the device and plugging the other end of the USB cable into the charging port on the mirror. Only use the included USB cable.

SPECIFICATIONS



Product Name: 2-in-1 Magnetic Mirror Material: ABS/glass Color Temperature: 3500K-7300K \pm 500K Lumen: 28-30 lm per LED Battery Type: 2600 Ah Lithium Battery



Light Run Time: About 6 hours Input: DC 5V/2A Power: 3.8W max Weight: 627 ± 10g

WARNINGS

- Read the instructions thoroughly before using
- Do not disassemble the product
- Make sure the mirror is fully charged before using
- Do not place the product in a wet environment
- Keep the mirror dry during daily use
- Turn the power off before cleaning. Wait until the mirror is completely dry before using it
- Turn the power off to avoid direct sunlight
- Keep out of children's reach
- Make sure the voltage rating of your charging device is compatible with the mirror before charging
- Keep the mirror away from fire
- Stop using immediately if you notice abnormal functions

WARRANTY/CUSTOMER SERVICE

Sharper Image branded items purchased from SharperImage.com include a 1-year limited replacement warranty. If you have any questions not covered in this guide, please call our Customer Service department at 1 (877) 210-3449. Customer Service agents are available Monday through Friday, 9:00 a.m. to 6:00 p.m. ET.

2-in-1 LED Vanity Mirror User Manual [Original PDF](#)

2-in-1 LED Vanity Mirror User Manual [Optimized PDF](#)