

SHARP Synappx Go MFP Application Installation Guide

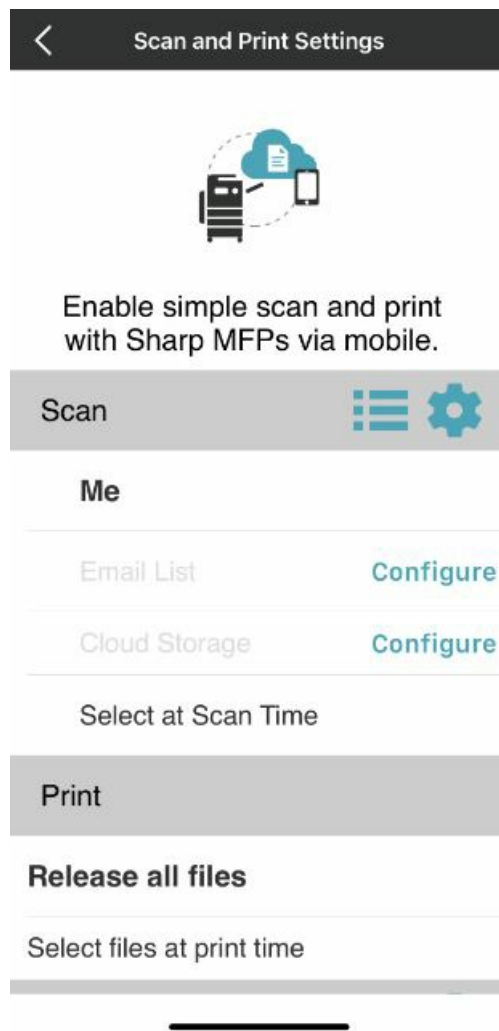
[Home](#) » [Sharp](#) » SHARP Synappx Go MFP Application Installation Guide 

Contents

- 1 SHARP Synappx Go MFP Application
- 2 Product Information
- 3 Compatibility
- 4 Product Usage Instructions
- 5 Product Uninstallation
- 6 Uninstallation
- 7 Documents / Resources
 - 7.1 References



SHARP Synappx Go MFP Application



Product Information

The Synappx Go is a remote scan and copy application designed for the MXB557F/C507F Series multifunction printers. It allows users to easily scan and copy documents using their PC.

Compatibility

Model	Copy	Scan to Email	Scan to Cloud Storage Service	Searchable PDF	Print Release	Print from Cloud Storage Service
MX-C507F	Yes	Yes	Yes	Yes	Yes	Yes
MX-C407F	Yes	Yes	Yes	Optional*	Yes	Yes
MX-C357F	Yes	Yes	Yes	Optional*	Yes	Yes
MX-B557F	Yes	Yes	Yes	Yes	Yes	Yes
MX-B467F	Yes	Yes	Yes	Optional*	Yes	Yes
MX-C607P	N/A	N/A	N/A	N/A	Yes	Yes
MX-C507P	N/A	N/A	N/A	N/A	Yes	Yes
MX-C407P	N/A	N/A	N/A	N/A	Yes	Yes
MX-B707P	N/A	N/A	N/A	N/A	Yes	Yes
MX-B557P	N/A	N/A	N/A	N/A	Yes	Yes

*AccuRead OCR required for document scan and copy with searchable PDF scans.

Additional multifunction printer models for the European market are also supported (e.g. MX-C557F, MX-B707F, MXC607F).

Product Usage Instructions

1. Download the Synappx Go zip file to your PC and unzip it. If you have a previous version installed, please uninstall it first.
2. Go to the MFP device webpage (e.g. <http://>).
3. Go to Apps > Installed Apps and select "Install an app".
4. Select the Synappx Go-X.X.X.flx file from the download location and click "Install".
5. Verify that the application state is "Running".

Product Uninstallation

1. Go to the Apps MFP embedded web page.
2. Select the Synappx Go Scan application.
3. Expand the options to see the application details.
4. Select "Uninstall".

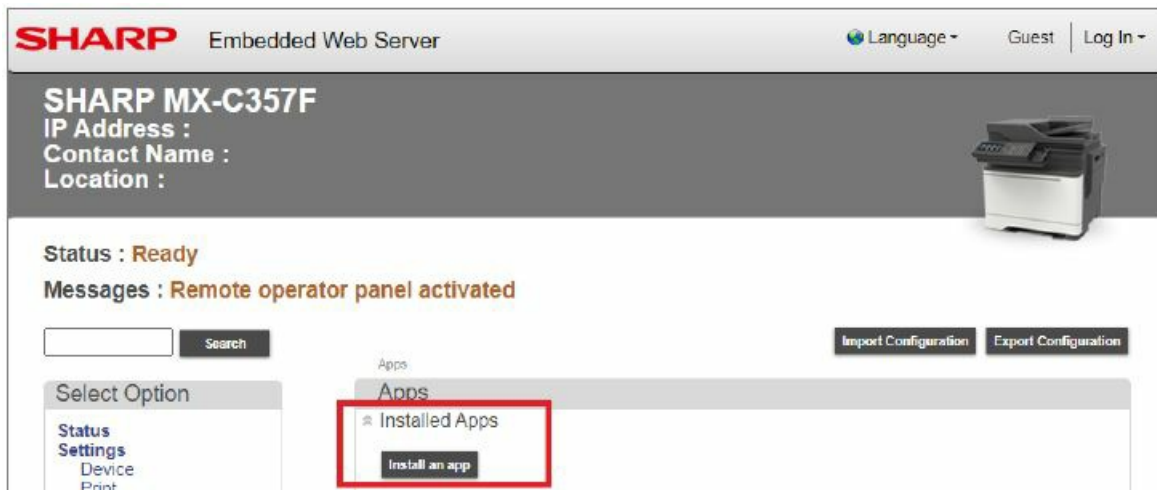
Note: For document scan and copy, the Synappx MFP app is required. A Hard Disk Drive is recommended (standard on MX-B557F and MX-C507F) and is required to create searchable PDF scans from Synappx Go.

SYNAPPX™ GO

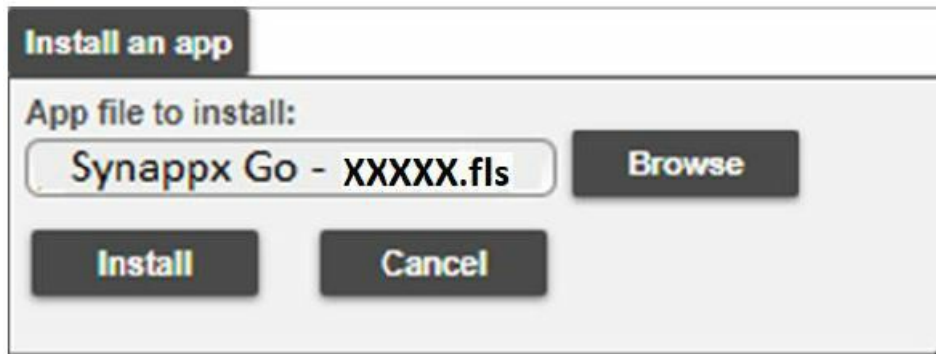
- MFP APPLICATION INSTALLATION GUIDE

Installation of Synappx Go Remote Scan and Copy Application on the MX-B557F/C507F Series

1. Download Synappx Go zip file to a PC and unzip. NOTE: Please uninstall earlier version if previously installed.
2. Go to the MFP device webpage ([e.g.http://<mfpipaddress>](http://<mfpipaddress>)).
3. Go to Apps > Installed Apps. Select Install an app.



4. Go to the Synappx Go-X.X.X.fls file download location and select Install.



5. Verify that the application state is Running.

Embedded Web Server

[Language](#)
[Guest](#)
[Log In](#)

SHARP MX-C357F

IP Address :
Contact Name :
Location :

Status : **Ready**

Messages : **Remote operator panel activated**

Select Option

- Status
- Settings
 - Device
 - Print
 - Paper
 - Copy
 - Fax
 - E-mail
 - FTP
 - USB Drive
 - Network/Ports
 - Security
 - Reports
- Address Book
- Shortcuts
- Bookmarks
- Apps
- Site Map

Apps

Installed Apps

Synappx Go

Sharp Synappx Go support

State: **Running**

Uninstallation

1. Go to the Apps MFP embedded web page.
2. Select the Synappx Go Scan application.
3. Expand the options to see the application details.

- App Framework Configuration
- Card Copy
- Display Customization
- Easy Copy
- Easy Fax
- Easy Scan
- Scan Center
- Scan Center - E-mail
- Scan Center - Fax
- Scan Center - Network Folders
- Scan Center - Printer
- Shortcut Center
- Synappx Go
 -

Description	Sharp Synappx Go support
Version	
Vendor name	Sharp Corporation
Vendor email	1.4.1
Vendor web site	https://business.sharppusa.com/synappx
Vendor support	click here
License Status	None Required

4. Select Uninstall.

Compatibility 1

Multifunction Printers 2						
Model	Copy	Scan to Email	Scan to Cloud Storage Service	Searchable PDF	Print Release	Print from Cloud Storage Service
MX-C507F	Yes	Yes	Yes	Yes	Yes	Yes
MX-C407F	Yes	Yes	Yes	Optional*	Yes	Yes
MX-C357F	Yes	Yes	Yes	Optional*	Yes	Yes
MX-B557F	Yes	Yes	Yes	Yes	Yes	Yes
MX-B467F	Yes	Yes	Yes	Optional*	Yes	Yes
Printers						
Model	Copy	Scan to Email	Scan to Cloud Storage Service	Searchable PDF	Print Release	Print from Cloud Storage Service
MX-C607P	N/A	N/A	N/A	N/A	Yes	Yes
MX-C507P	N/A	N/A	N/A	N/A	Yes	Yes
MX-C407P	N/A	N/A	N/A	N/A	Yes	Yes
MX-B707P	N/A	N/A	N/A	N/A	Yes	Yes
MX-B557P	N/A	N/A	N/A	N/A	Yes	Yes

- AccuRead OCR required
- For document scan and copy, the Synappx MFP app is required.
- Hard Disk Drive is recommended (standard on MX-B557F and MX-C507F) and required to create searchable PDF scans from Synappx Go.

©2021 Sharp Electronics Corporation. All rights reserved. Design and specifications subject to change without notice. Sharp, Synappx and all related trademarks are trademarks or registered trademarks of Sharp Corporation and/or its affiliated companies.

Additional multifunction printer models for European market are also supported (e.g. MX-C557F, MX-B707F, MXC607F)

- SHARP ELECTRONICS CORPORATION
- 100 PARAGON DRIVE, MONTVALE, NJ 07645
- 1-800-BE-SHARP • www.sharpusa.com

Documents / Resources

	<p>SHARP Synappx Go MFP Application [pdf] Installation Guide</p> <p>MXB557F-C507F, MX-C507F, MX-C407F, MX-C357F, MX-B557F, MX-B467F, MX-C607P, MX-C507P, MX-C407P, MX-B707P, MX-B557P, Synappx Go MFP Application, Synappx Go MFP, Application, Synappx Go, MFP Application</p>
--	--

References

- [Sharp Electronics | SharpUSA](#)