



## SHARP PS-919 BK Party Speaker System User Manual

[Home](#) » [Sharp](#) » SHARP PS-919 BK Party Speaker System User Manual 

# SHARP

Software upgrade manual  
PS-919



2.1 Party Speaker System

## Contents

- 1 Does my device needs an updated firmware?
- 2 What changes are included in the update?
- 3 How to prepare USB flash drive?
- 4 How to upgrade the firmware by the USB?
- 5 Documents / Resources
  - 5.1 References
- 6 Related Posts

## Does my device needs an updated firmware?

Only devices with version “V1” on serial number label will benefit from new update.  
Devices with “V2” on the serial number label or higher does not require firmware updates.

## What changes are included in the update?

- General sound improvements How to check what’s the version of my device?

Please find product label at the bottom of your device, it should look like this:



If the product serial number starts with PS-919BKV01 or PS-919WHV01, then your device will benefit from the update.

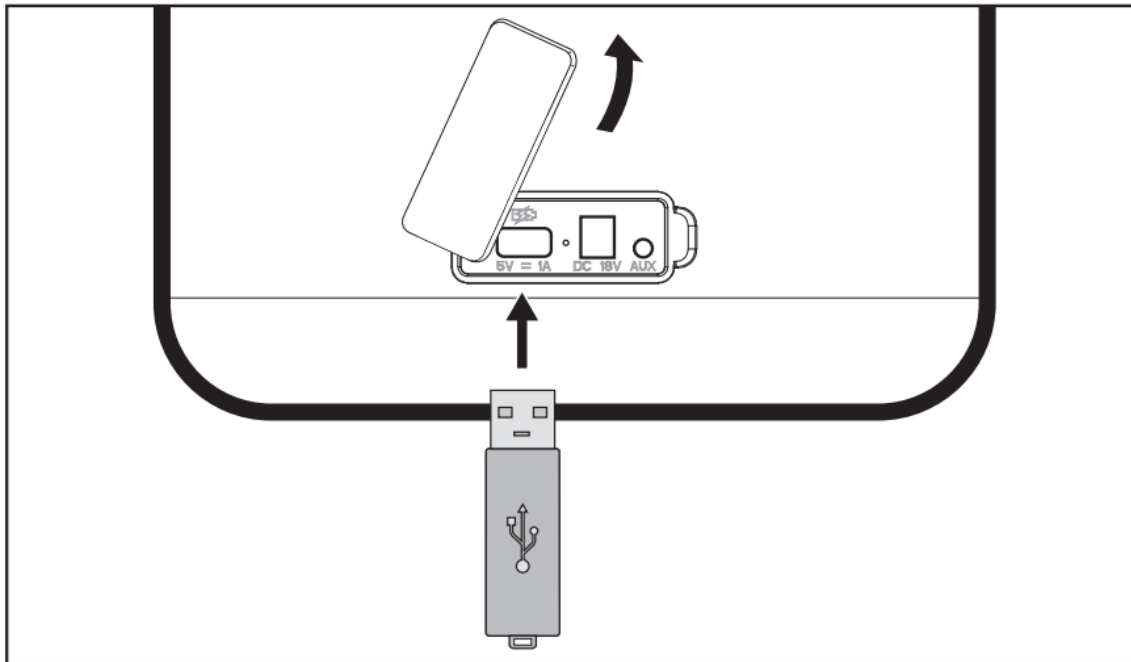
If the product serial number starts with PS-919BKV02 or PS-919WHV02, then your device won't benefit from the update.

## How to prepare USB flash drive?

- Prepare empty USB flash drive, (capacity= 32GB max, file format= FAT32).
- Download the firmware file from “[https://www.sharpconsumer.com/ audio/ps919bk/](https://www.sharpconsumer.com/audio/ps919bk/)” website into your computer.  
File name “PS-919 – Software update”
- Unzip the file and copy extracted file to the root directory of your USB flash drive.
- Ensure that USB flash drive has only one file “app.bin”.

## How to upgrade the firmware by the USB?

1. Connect unit to mains power for a duration of upgrade process.
2. Make sure that there is only one file on a USB.
3. Insert the USB flash drive with the “app.bin” software file to the USB port on the back of the unit under rubber protector.



4. Unit will start upgrade automatically after USB is inserted.
5. After about 3 seconds, you will hear a prompt tone and the unit will power off automatically.
6. Update was successfully applied, you can safely remove the USB drive from back of the device.
7. Device can be now used.





Sharp Consumer Electronics Poland sp. z o.o.  
Ostaszewo 57B, 87-148 Łysomice, Poland  
Made in China  
SAU/MAN/0187

[www.sharpconsumer.eu](http://www.sharpconsumer.eu)

# SHARP

## Documents / Resources

  Software upgrade manual PS-919 001	<a href="#">SHARP PS-919 BK Party Speaker System</a> [pdf] User Manual PS-919 BK Party Speaker System, PS-919 BK, Party Speaker System, Speaker System
--	---

## References

- [Sharp Consumer Products Europe - Sharp Europe](#)
- [Sharp Consumer Products Europe - Sharp Europe](#)

