



SHARP 4W-B55FT5U AQUOS Board Interactive Display User Manual

[Home](#) » [Sharp](#) » SHARP 4W-B55FT5U AQUOS Board Interactive Display User Manual 

SHARP 4W-B55FT5U AQUOS Board Interactive
Display User Manual

SHARP®

4W-B55FT5U 4W-B75FT5U
4W-B65FT5U 4W-B86FT5U

AQUOS BOARD® Interactive Display



Effectively Collaborate with New Immersive Display



Contents

- 1 Instantly Engage your Audience
- 2 Key Features
- 3 Simultaneous Writing
- 4 User-Friendly Sharp Pen Software Interface
- 5 Sharp Pen-On-Paper Experience
- 6 Specifications
- 7 Dimensions
- 8 Documents / Resources
 - 8.1 References

Instantly Engage your Audience

From the boardroom to the classroom, Sharp's 4W-B series AQUOS BOARD® interactive displays add interoperability and collaboration to any environment. Introducing four additions to the AQUOS BOARD family, with sizes ranging from 55" Class (54.6" diagonal) to 86" Class (85.6" diagonal). These displays enable collaboration and communication in the workplace, classroom and virtually anywhere through precise 20-point multi-touch functionality and versatile connectivity. A powerful RS-232C and LAN command set facilitates flexible wireless remote control from connected devices.

Key Features

Precise Multi-Touch 20-point simultaneous touch detection supports a better interactive collaboration experience

Multi OS Support. Plug & Play Compatible with major operating systems. With Plug & Play, your computer automatically recognizes the 4W-B series displays when connected, without a complicated driver to install.

Protective Glass Anti-reflective tempered protective glass increases durability and clarity while protecting the display.

Screen Mirroring App Cast your personal device screen in real-time by mirroring your complete screen, including photos, videos, apps, websites and documents onto the large format display.

*Windows and Android OS are supported.

HTML5 Browser App With an HTML5 browser, you can start signage quickly, leveraging your web-based content, while making your business or classroom more efficient.

Public Mode Public mode on the 4W-B series disables the operational controls. This prevents unwanted adjustments by people in public locations such as classrooms and office spaces.

Professional Command Control RS-232C and LAN command set enables flexible remote control from connected devices

16 Hour Daily Operation The 4W-B Series can be used continuously for up to 16 hours per day, providing reliable performance in a classroom or office.

Simultaneous Writing




Recognizing up to 20 points of contact, the Sharp 4W-B series interactive displays let multiple people write on the screen at the same time using touch pens or fingers. Participants can take an active part in classroom interactions, meetings, brainstorming sessions and more. With simultaneous writing, your discussions and presentations become platforms for the productive and creative exchange of ideas. Having two people write at the same time lets you double the range of opinions gathered during discussions. During a conversation between two groups, for example, participants can dictate points to two nominated note writers.

Note: When multiple touch pens are used simultaneously, they have the same pen settings.

User-Friendly Sharp Pen Software Interface

Using a touch pen, you can easily launch and display the Sharp Pen Software user interface, a menu comprising smartly arranged icons that provide easy access to pen settings and functions. Menus can be browsed easily and are displayed in a floating format that allows them to be moved to anywhere on the screen.

Handwriting Recognition



Sharp Pen Software features a handwriting recognition* function that converts selected onscreen handwriting into standard text. It can also recognize handwritten shapes—such as circles, triangles, and straight lines—and automatically convert them into objects. This smart and convenient function makes it easy to utilize onscreen content to make a legible record of your lesson or meeting.

* Works with languages supported by Sharp Pen Software.

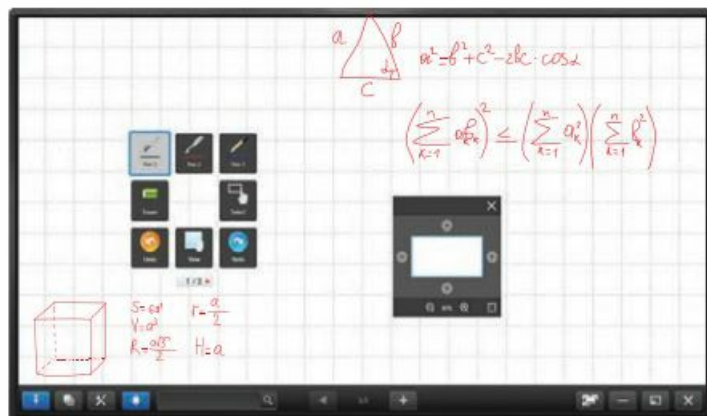
Display, Write, Edit and Share Information



The AQUOS BOARD interactive display system's Sharp Pen Software includes two convenient modes that you can select depending on your needs. Whiteboard mode is ideal for writing memos and diagrams, and it comes with a range of useful background templates: a calendar, an action plan, a to-do list, a corkboard and more. With overlay mode, meanwhile, you can write or draw directly onto displayed photos, videos, PDFs, or Microsoft® Excel®, Word and PowerPoint® documents. In either mode, you can easily save your notes, make printouts, send files as email attachments and share data with selected recipients. Because meetings and classroom discussions revolve around a single large monitor, participants can stay focused on the interaction itself rather than on their own note-taking.

Whiteboard Mode

Use to create Pen Software files, which can be emailed, printed, saved to PDF, PNG, and BMP.



Overlay Mode

Works like a transparency. Use Pen Software to write, draw and insert objects over any screen you have open in Windows. Open and save multiple overlays, capture screenshots of each page and save, send via email and print as PDF or image.



Sharp Pen-On-Paper Experience

Glare Resistant



Bright rooms help facilitate a lively exchange of ideas, but can be disruptive when the sunlight or overhead lighting creates on-screen glare. Sharp's proprietary anti-glare coating eliminates the disruptive glare while still providing a bright, easy-to-view user experience.

Natural Writing Flow



Not all writing surfaces are created equally. Writing on a flat panel display needn't feel slippery like you're sliding around uncontrollably on glass. The combination of Sharp's proprietary glass coating and the AQUOS BOARD interactive display's pen tip material produces a natural writing feel—like pen on paper!

Specifications

Model Name		4W-B55FTSU	4W-B65FTSU	4W-B75FTSU	4W-B86FTSU
LCD Panel	Installation	Landscape			
	LCD component	55" Class (54.6" diagonal) TFT LCD	65" Class 64.5" diagonal) TFT LCD	75" Class (75.0" diagonal) TFT LCD	86" Class (85.6" diagonal) TFT LCD
	Max. Resolution	3,840 × 2,160 pixels			
	Max. colors	Approx. 1.07 billion colors			
	Pixel Pitch (HxV)	0.3148 mm x 0.3148 mm	0.3718 mm x 0.3718 mm	0.4324 mm x 0.4324 mm	0.4935 mm x 0.4935 mm
	Brightness (typical)	270 cd/m2	300 cd/m2	350 cd/m2	
	Contrast ratio (typical)	1,300 : 1	1,300 : 1	1,200 : 1	
	Viewing Angle	178°/178°			
Active Screen Area W x H		43.14" x 24.27"	57.13" x 33.07"	65.91" x 37.91"	75.30" x 42.40"
Computer input signal		VGA, SVGA, XGA, WXGA, SXGA, SXGA+, 1080P, UHD supported			
Sync signal		Horizontal/vertical separate (TTL: positive/negative)			
Plug and play		VESA DDC2B			
Input Terminals	Video ^{*1}	HDMI x 3, Analog AV (3.5 mm-diameter mini stereo jack) x 1, ANT/Cable x 1, USB x 2			
	Serial (RS-232C) ^{*1}	RS-232C (3.5 mm-diameter mini stereo jack) x 1			
	Audio ^{*1}	Analog AV (3.5 mm-diameter mini stereo jack) x 1			
Output Terminals	Audio	Audio (3.5 mm-diameter mini stereo jack (L/R)) x 1			
USB Port		USB x 2			
LAN Terminal		Ethernet (10/100 BASE T)			
Wireless LAN		IEEE 802.11b/g/n/ac			
Speakers Output		8W + 8W			
Touch Panel	Detection method	IR (infrared blocking detection method)			
	Computer connector	USB Type C x 1 (a USB cable and a C to A adapter included)			
Power Requirement ^{*2}		AC 120 V, 60 Hz			
Operating temperature ^{*3}		32°F to 104°F (0°C to 40°C)			
Operating humidity		20% to 80% (no condensation)			
Power consumption		130W	180W	300W	380W
Dimensions (W x D x H) (approx.) (display only)		49.8" x 3.3"x 29.5"	58.4" x 3.3" x 34.4"	67.1" x 3.4" x 39.2"	77.0" x 4.2" x 45.0"
Weight (approx.) (display only)		51.6 lbs (23.4kg)	69.0 lbs (31.3kg)	112.4 lbs (51kg)	150.4 lbs (68.2kg)
Main Accessories		Remote control unit, AAA size battery (x2), Quick Setup Guide, RS-232C conversion cable, USB-C to USB-A conversion adapter, Touch Pen (x2), External IR receiver, USB Flash Drive, Screws for VESA mountings (only for 55 and 65 inch models)			

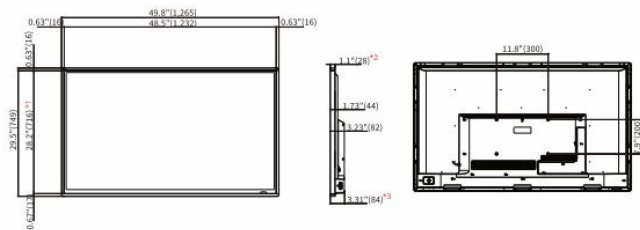
*1 Use a commercially available connection cable for PC and other video connections.

*2 The AC power cord is an inlet type. The cable is bundled (2 pins).

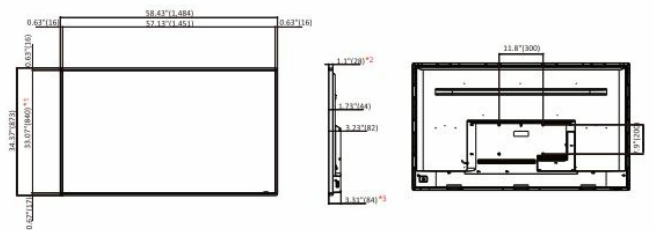
*3 Temperature conditions may change when using the monitor together with optional equipment. In such cases, please check the temperature conditions specified by the optional equipment.

Dimensions

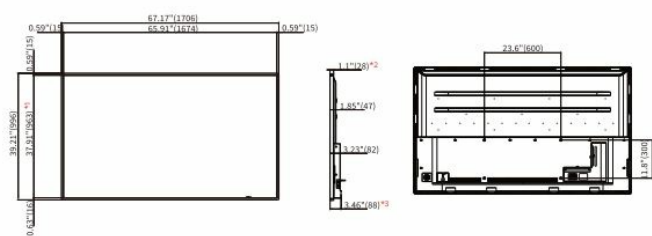
(4W-B55FT5U)



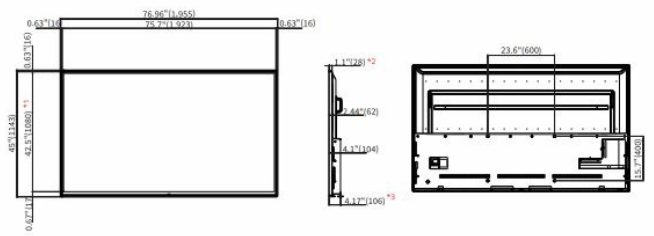
(4W-B65FT5U)



(4W-B75FT5U)



(4W-B86FT5U)



Units: inch (mm)

*1. Active area *2. Thinnest part *3. Including projecting parts



Business Solutions
1.800.800.0014
Enterprise Solutions
1.800.369.1047
Public Sector Solutions
1.800.800.0019

www.connection.com/sharp-nec

Documents / Resources

	<p>SHARP 4W-B55FT5U AQUOS Board Interactive Display [pdf] User Manual 4W-B55FT5U AQUOS Board Interactive Display, 4W-B55FT5U, AQUOS Board Interactive Display, Board Interactive Display, Interactive Display</p>
--	--

References

- [Sharp/NEC Showcase](#)
- [User Manual](#)

