

Shark UR2360S Matrix Plus Robot



Shark UR2360S Matrix Plus Robot User Guide

[Home](#) » [Shark](#) » Shark UR2360S Matrix Plus Robot User Guide 

Contents

- [1 Shark UR2360S Matrix Plus Robot](#)
- [2 Robot Setup](#)
- [3 What's Included](#)
- [4 Documents / Resources](#)
 - [4.1 References](#)
- [5 Related Posts](#)

Shark

Shark UR2360S Matrix Plus Robot



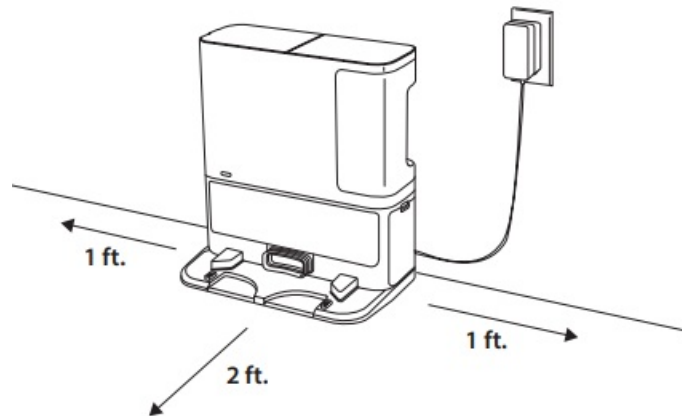
Robot Setup

1. Set up Self-Empty Base

- Remove any plastic wrap and foam from the robot and base.
- Place the base in a location with a strong Wi-Fi signal.

- Dock LED will turn green when powered ON

Note: Check between the bumper and wheels to ensure all protective materials are removed before robot use. Place dock on clean, bare floor.

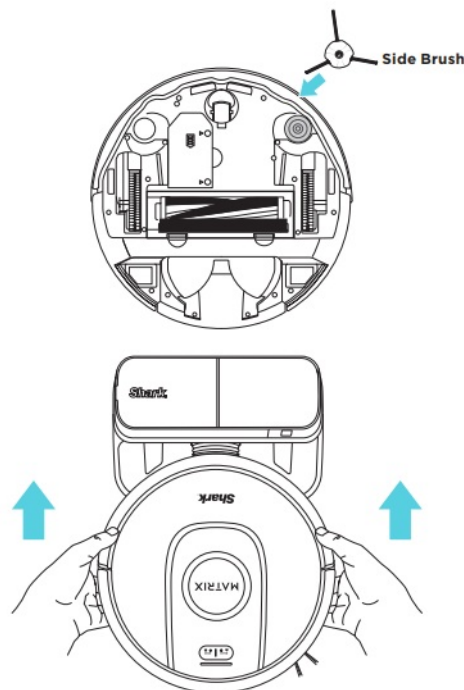


2. Attach Side Brush

- **Note:** Side brush design may vary.

3. Place Robot on Self-Empty Base

- Robot will turn on when properly placed on the dock.
- Dock LED will turn blue when the robot is charging



4. Scan QR code to download theSharkClean® app to complete the robot setup.



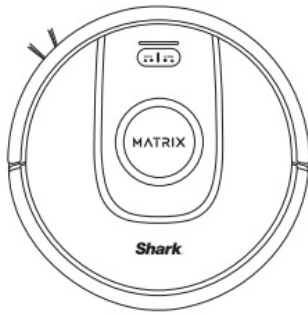
App Features

- ✓ Mapping
- ✓ Scheduling
- ✓ No-Go Zones



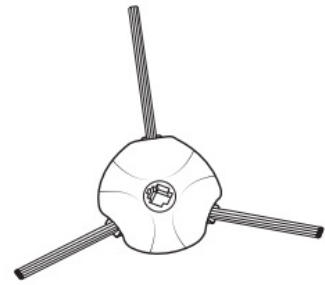
What's Included

Robot



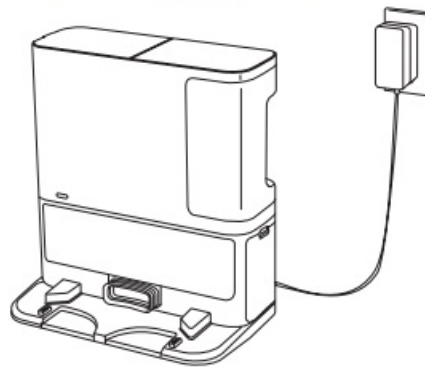
Shark Matrix™ Plus robot

Side Brush



Moves debris into robot's path.

Self-Empty Base



Bagless base holds dust and debris.

Two Easy Steps If You're Stuck

1. Visit the app or sharkclean.com/support:
 - Owner's Guide
 - Troubleshooting
 - How-To Videos
 - FAQs
 - Tips & Tricks
2. For additional help, please scan the QR code to visit the digital Owner's Guide or call 1-888-228-5531 for robot support



Maximize Your Robot Experience:


Tips and tricks for getting the most out of your robot.

- To manually turn ON/OFF your robot, hold down the DOCK button for 5-7 seconds.
- Clear the area of cords and wires before each clean.

- Always place your robot on a level surface when performing maintenance.
- Clean brushroll, charging contacts, and filter regularly.

2023 SharkNinja Operating LLC. SHARK and SHARKCLEAN are registered trademarks of SharkNinja Operating LLC. SHARK MATRIX is a trademark of SharkNinja Operating LLC. APPLE and the Apple logo are trademarks of Apple Inc., registered in the U.S. and other countries. APP STORE is a service mark of Apple Inc., registered in the U.S. and other countries. GOOGLE, GOOGLE ASSISTANT, GOOGLE PLAY, the Google Play logo, and Android are trademarks of GOOGLE LLC.

Documents / Resources

	<p>Shark UR2360S Matrix Plus Robot [pdf] User Guide</p> <p>UR2360S Matrix Plus Robot, UR2360S, Matrix Plus Robot, Plus Robot, Robot</p>
---	---

References

- [User Manual](#)

[Manuals+](#), [Privacy Policy](#)

This website is an independent publication and is neither affiliated with nor endorsed by any of the trademark owners. The "Bluetooth®" word mark and logos are registered trademarks owned by Bluetooth SIG, Inc. The "Wi-Fi®" word mark and logos are registered trademarks owned by the Wi-Fi Alliance. Any use of these marks on this website does not imply any affiliation with or endorsement.