



Shanghai Flydigi Electronics Technology Flydigi G1 Game Controller Instructions

[Home](#) » [Shanghai Flydigi Electronics Technology](#) » Shanghai Flydigi Electronics Technology Flydigi G1 Game Controller Instructions 




Contents

- [1 Way to mount on mobile phone](#)
- [2 Hardware description](#)
- [3 Advance function](#)
- [4 Federal Communications Commission \(FCC\) Statement](#)
- [5 Documents / Resources](#)
- [6 Related Posts](#)

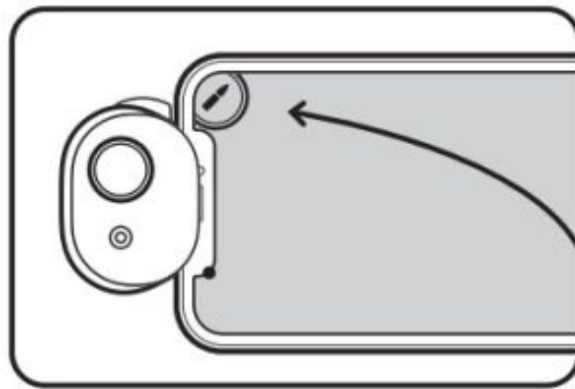
Way to mount on mobile phone

Press the bullet and mount the mobile phone like the picture below. JOYONE will turn on automatically



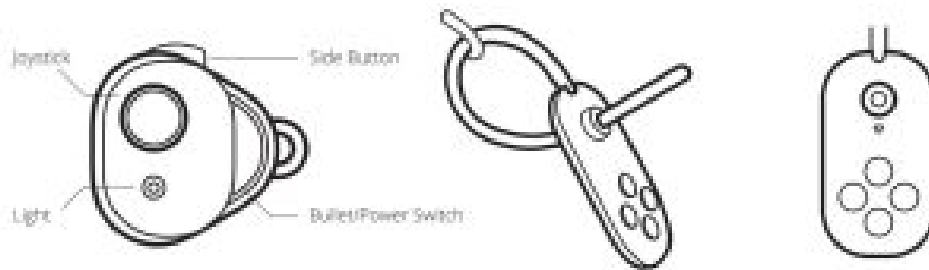
For IOS User please follow these steps when first use it can do the plug and play 1. Find the Flydigi G1 in the Bluetooth list and connect 2. Turning on “No Rotation” in the notification bar 3. For an **FPS game** like PUBG, the **joystick** can use without any setting, side button needs to be set in the Control Setting in Game — follow the right picture to move the shooting button to the top left of the screen. For **MOBA games** like Wild Drift, the

joystick can use without any setting, but the side button needs to download from the Flydigi Game Center to set.



For Android User please download the Flydigi Game Center to use

Hardware description



BT Connect	Bullet	Blue Light Flash
Low battery	Lower than 20%	Red light Flash
Charging		The red light stays on
Charging complete		Red light off

Advance function



<https://www.flydigi.com/a/u.php?u=1516957121>

Download Flydigi Game Center



<http://weixin.qq.com/r/bXUrMwvEoVberU9Q9yB->

Subscribe to our Wechat

1. Download the Flydigi Game Center to activate more function
2. Follow our account on Wechat to get more video tutorial

Federal Communications Commission (FCC) Statement

The device has been evaluated to meet general RF exposure requirements. The device can be used in portable exposure conditions without restriction Federal Communication Commission (FCC) Radiation Exposure Statement Power is so low that no RF exposure calculation is needed.

This device complies with part 15 of the FCC rules. Operation is subject to the following two conditions: (1) This device may not cause harmful interference, and (2) This device must accept any interference received, including interference that may cause undesired operation.

Note: The manufacturer is not responsible for any radio or TV interference caused by unauthorized modifications or changes to this equipment. Such modifications or changes could void the user’s authority to operate the equipment.

Documents / Resources

	<p>Shanghai Flydigi Electronics Technology Flydigi G1 Game Controller [pdf] Instructions G1, 2AORE-G1, 2AOREG1, Flydigi G1 Game Controller, Game Controller, Controller</p>
---	---