



SHAKS S5b PUBG Mobile Gamepad Controller Instructions

[Home](#) » [SHAKS](#) » SHAKS S5b PUBG Mobile Gamepad Controller Instructions 

Contents

- [1 SHAKS S5b PUBG Mobile Gamepad Controller](#)
- [2 Quick Guide for Android/iOS](#)
 - [2.1 Tips\) Edit mapping with “pre-captured screen layout”](#)
- [3 Documents / Resources](#)
- [4 Related Posts](#)



SHAKS S5b PUBG Mobile Gamepad Controller



Quick Guide for Android/iOS

This guide is valid for iOS 13, Android 9 later version. If your android phone no work, refer to “Deep-Dive” guide.

1. Move slide switch into "iOS" mode", 3rd position



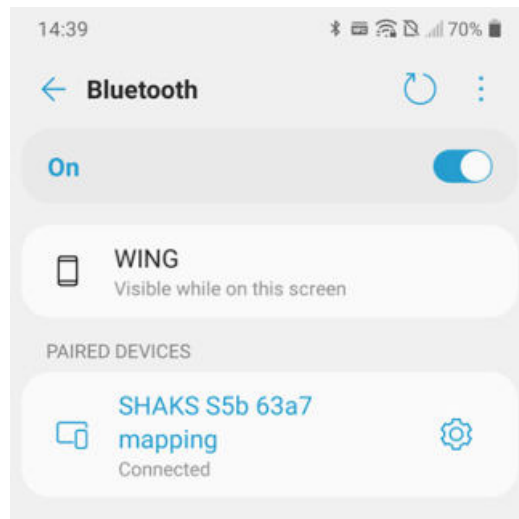
2. Power off and on again S5



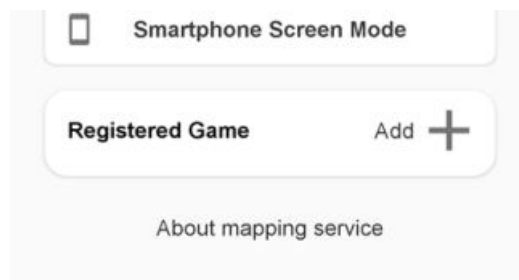
3. Press BT log button for 3 seconds more.



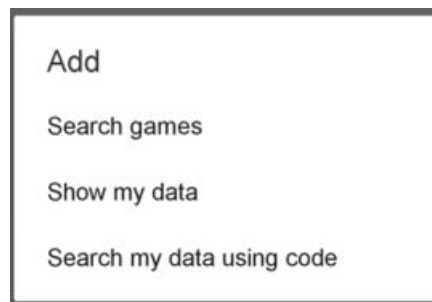
4. Search BT device on your Bluetooth setting menu. Find "Xbox Wireless Controller" (this is pre-set name, can't changible)



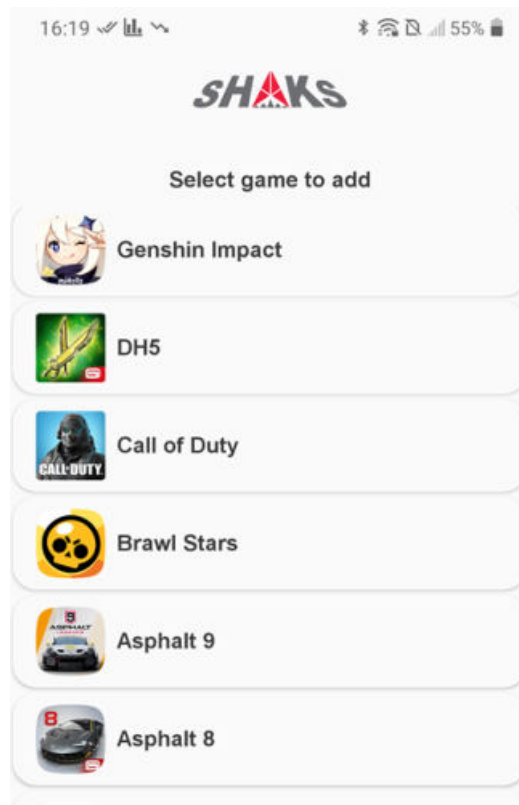
5. Run SHAKS Gamehub application
6. Select S5 and move to “Mapping” menu
7. Press Add.



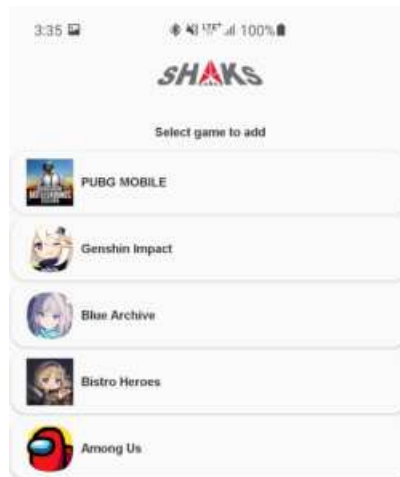
8. If show popup, press Search games.



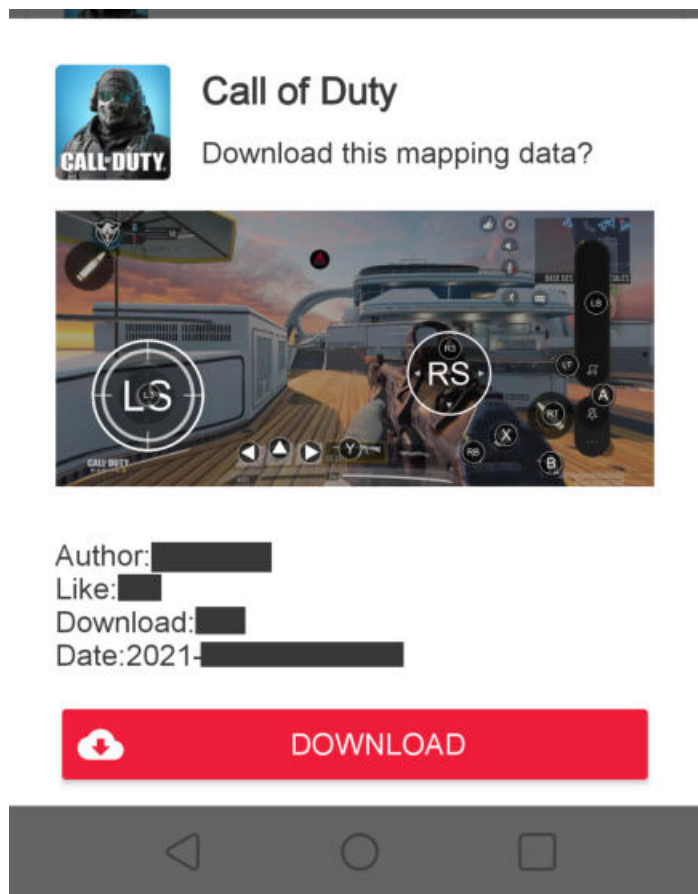
9. Search and select “Call Of Duty”.



10. Select "preset mapping data" among 10 according to your device type.



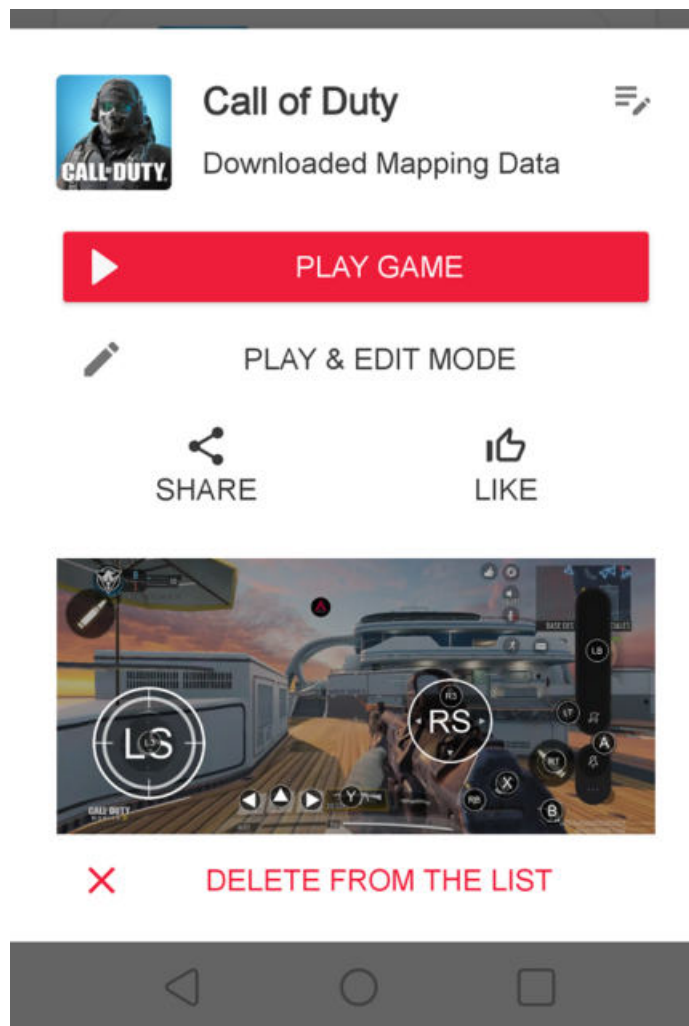
1. Check the mapping data detail. If OK, select Download



2. Download and Store mapping data file



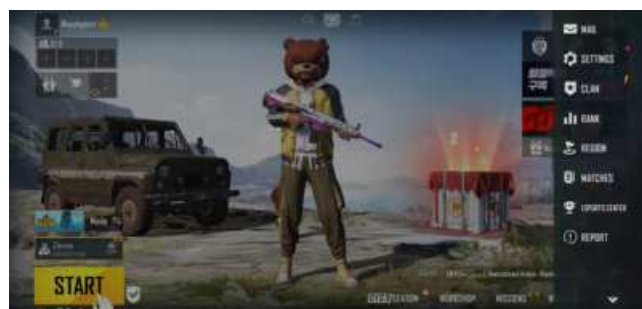
11. Select data and play game



- PLAY GAME → Send mapping data to your cloud and run game
- PLAY & EDIT MODE → Edit it more according to your game style
 - Check Shak icon pops up



- Select Menu → Controls customize for check mapping.





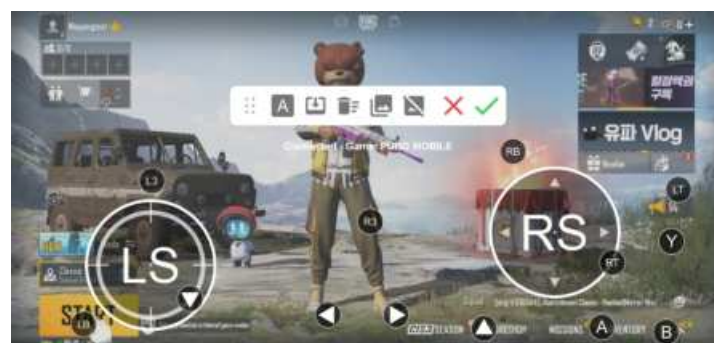
- Adjust mapping position according to your phone screen resolution.



Click “check ✓ ” to save and continue test play

Tips) Edit mapping with “pre-captured screen layout”

1. If you are not play more than 30 seconds, you might become unactive status by the game rule. or some smartphone become idle mode. in this case, you can use “pre-captured screen layout” Captured screen picture



2. Open the mapping edit screen at lobby



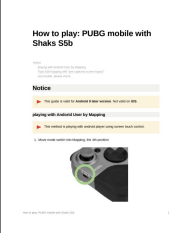
3. Call the picture by clicking “4th position picture”.

4. Edit and save by “check ✓ “

Any trouble please check

- Your Android phone must allow “Appear on Top Permission:
- Off “Power Saving Mode: or “Do Not Disturb” mode
- Vibration is on or off according to the game itself. S5 has a vibrator inside
- Any trouble, please contact Shaks service center via message or contact in user manual

Documents / Resources

	<p>SHAKS S5b PUBG Mobile Gamepad Controller [pdf] Instructions S5b PUBG Mobile Gamepad Controller, S5b PUBG Mobile Gamepad, Gamepad, Gamepad Controller, Controller</p>
---	---

[Manuals+](#).