

**SHAD**  
**W011CS Click**  
**System Kit**



## SHADA W011CS Click System Kit Installation Guide

[Home](#) » [SHADA](#) » SHADA W011CS Click System Kit Installation Guide 

### Contents

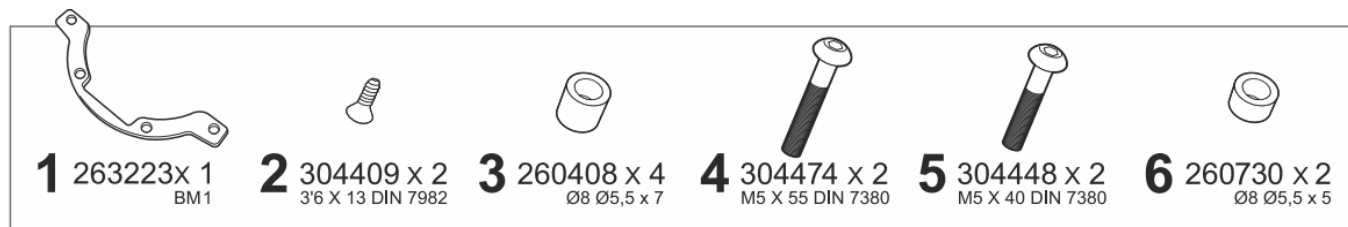
- [1 SHADA W011CS Click System Kit](#)
- [2 PARTS AND TOOLS](#)
- [3 INSTRUCTION](#)
- [4 Documents / Resources](#)
  - [4.1 References](#)
- [5 Related Posts](#)

# SHAD

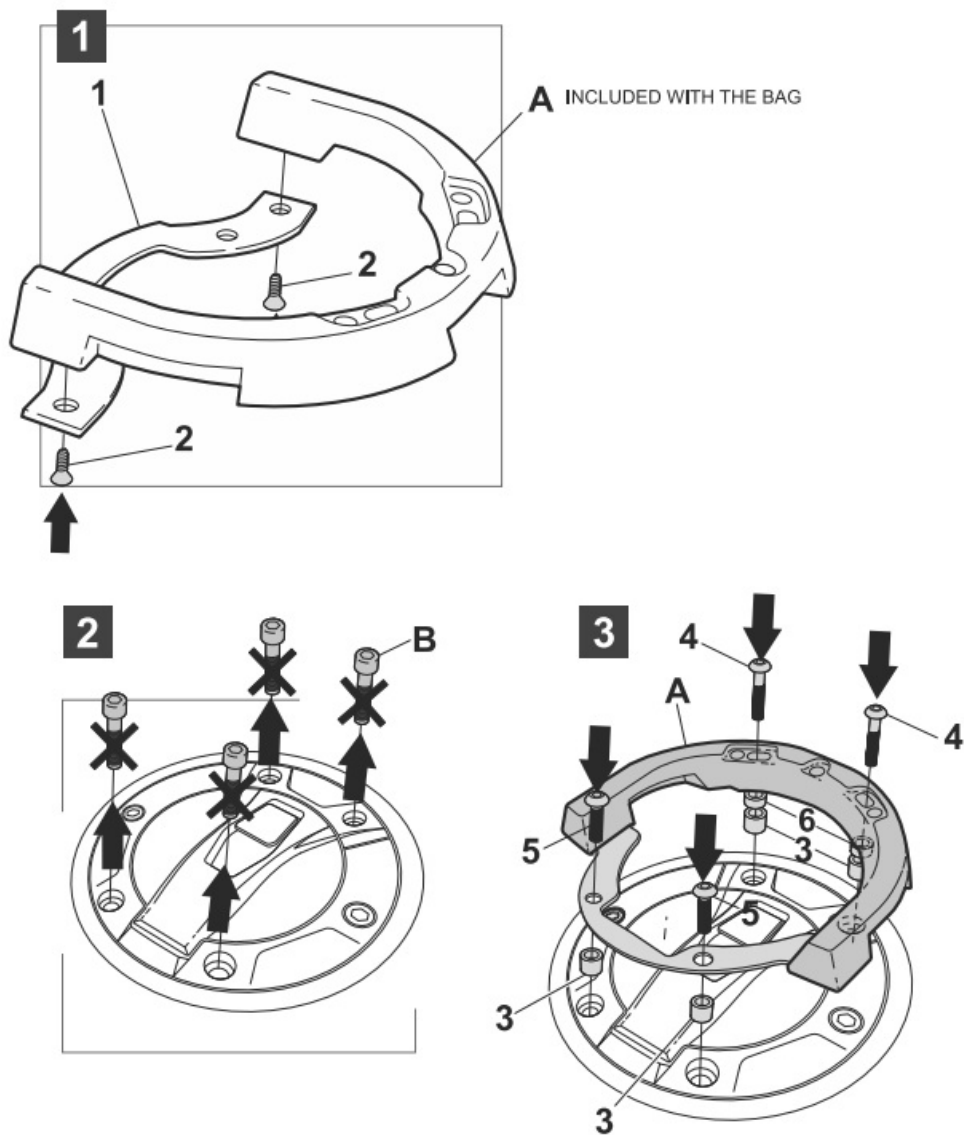
### SHADA W011CS Click System Kit



### PARTS AND TOOLS



## INSTRUCTION

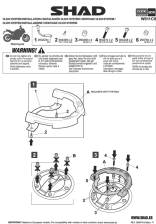


## WARNING

Do not fully tighten the screws until it is ensured that the KIT is correctly attached and aligned. Check tightness every 4 months..

**IMPORTANT:** Based on European models. For compatibility with models in other continents check [www.shad.es](http://www.shad.es)

## Documents / Resources

	<p><a href="#">SHADA W011CS Click System Kit</a> [pdf] Installation Guide</p> <p>W011CS Click System Kit, W011CS, Click System Kit, System Kit, Kit</p>
--	---

References

- [User Manual](#)

[Manuals+](#), [Privacy Policy](#)

This website is an independent publication and is neither affiliated with nor endorsed by any of the trademark owners. The "Bluetooth®" word mark and logos are registered trademarks owned by Bluetooth SIG, Inc. The "Wi-Fi®" word mark and logos are registered trademarks owned by the Wi-Fi Alliance. Any use of these marks on this website does not imply any affiliation with or endorsement.