



SG Support RANSHOU Fish Scale Remover Instruction Manual

[Home](#) » [SG Support](#) » SG Support RANSHOU Fish Scale Remover Instruction Manual 

Contents

- [1 SG Support RANSHOU Fish Scale Remover](#)
- [2 Product Information](#)
- [3 Parts](#)
- [4 Product Usage Instructions](#)
- [5 Product introduction](#)
- [6 Parts introduction](#)
- [7 Product Specification](#)
- [8 Feature](#)
- [9 How to use](#)
- [10 Care and maintenance](#)
- [11 CONTACT](#)
- [12 Documents / Resources](#)
 - [12.1 References](#)
- [13 Related Posts](#)



SG Support RANSHOU Fish Scale Remover



Product Information

- **Product Name:** RANSHOU Fish Scale Remover with Scale Catcher
- **Product Introduction:** This product is a fish scale remover with a scale catcher. It features metal parts treated with a photocatalyst treatment that prevents stains and odors from sticking to them and improves water drainage. The scale catcher prevents removed scales from scattering and gathers them in a box for easy disposal.

Caution:

- Check the product for rattling or damage before use.
- Do not touch the tip of the blade with your fingers.
- The metal parts are treated with special surface treatment. Do not wash with a metal scrubber or detergent containing abrasives.
- Do not wash in a dishwasher.
- Do not point the cutting edge towards people and animals.
- Do not remodel or use it for anything other than its intended purpose.

Parts

- Scale catcher
- Large blade
- Wooden handle
- Small blade

Product Usage Instructions

- **Step 1:** Gently scrape the side of the fish from the tail to the head using the large blade.
- **Step 2:** Use the small blade to remove scales from the head and abdomen of the fish.
- **Step 3:** The scale catcher will collect the removed scales.
- **Step 4:** Dispose of the scales collected in the catcher directly into a garbage bag.

Important: Keep the product out of reach of children.

Contact Information: 1-2-50 Suguecho, Sanjo City, Niigata Prefecture, Japan

- **E-mail:** info@sgsupport.jp.
- **URL:** <https://www.sgsupport.jp/>.

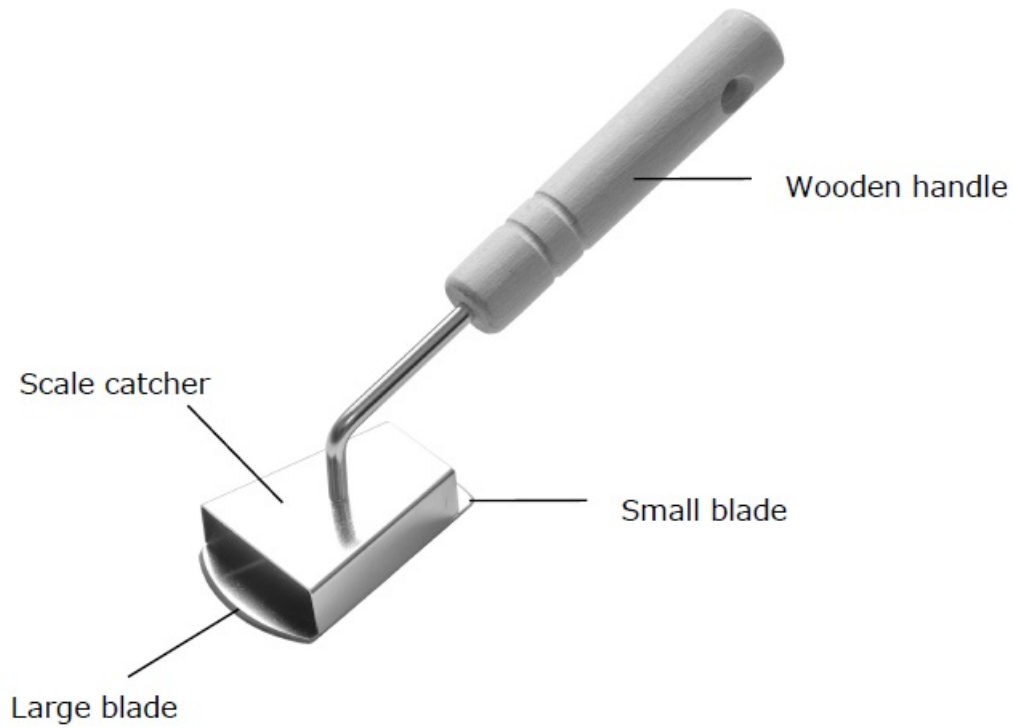
Product introduction

This product is a fish scale remover with a scale catcher. Please read this manual carefully and use it properly.

CAUTION

- Check the product for rattling or damage before use.
- Do not touch the tip of the blade with your fingers.
- The metal parts are treated with special surface treatment. Do not wash with a metal scrubber or detergent containing abrasives.
- Do not wash in a dishwasher.
- Do not point the cutting edge to people and animals.
- Do not Remodel or use it for anything other than its intended purpose.

Parts introduction



Product Specification

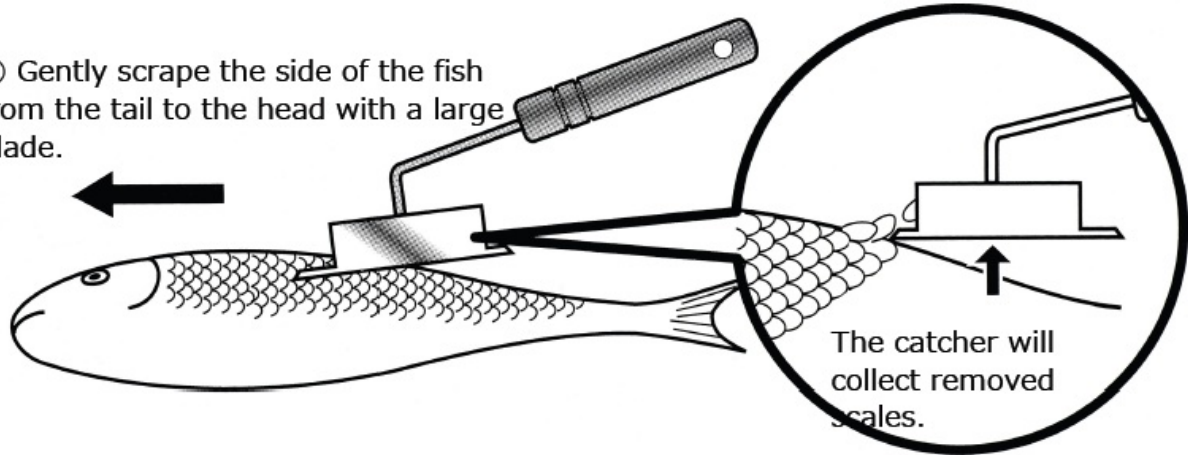
- Size/W51×D60×H225mm
- Material/(Metal part) 18-8 Stainless steel (Wooden handle) Beechwood
- Weight/110
- Item no/RF-201

Feature

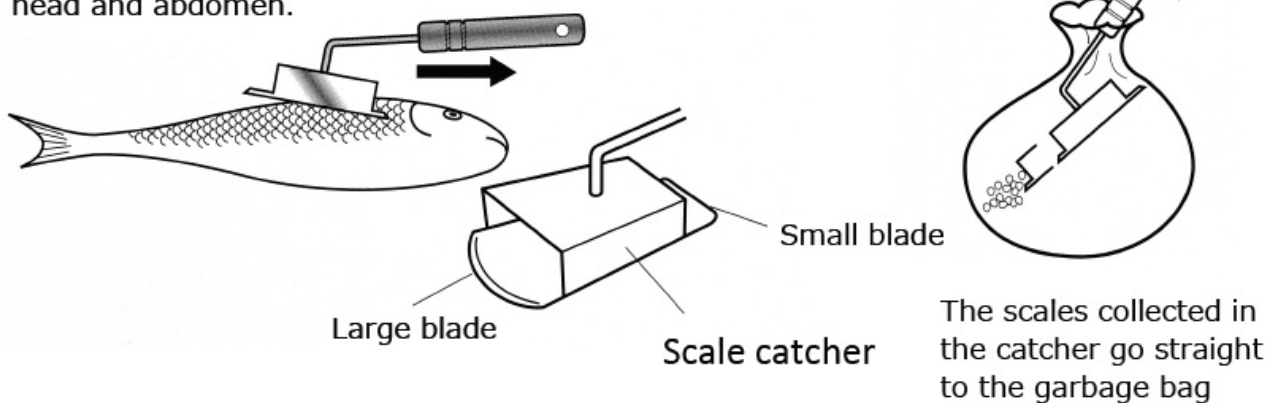
- The metal parts are treated with a photocatalyst treatment that prevents stains and odors from sticking to them and improves water drainage.
- It is easy to clean because the scale catcher prevents the removed scales from scattering and gathers them in the box.

How to use

① Gently scrape the side of the fish from the tail to the head with a large blade.



② Use a small blade for the head and abdomen.



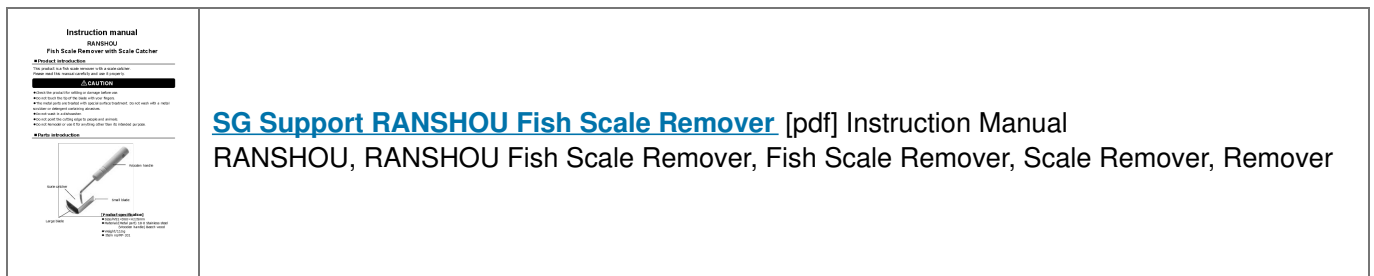
Care and maintenance

- After use, wash lightly with a sponge with a neutral detergent.
- Wipe off any dirt or moisture with a dry cloth, and dry before storing.
- Keep out of reach of children.

CONTACT

- 1-2-50 Suguecho, Sanjo City, Niigata Prefecture, Japan
- E-mail: info@sgsupport.jp.
- URL: <https://www.sgsupport.jp/>.
- Fish Scale Remover with Scale Catcher

Documents / Resources



[SG Support RANSHOU Fish Scale Remover](#) [pdf] Instruction Manual

RANSHOU, RANSHOU Fish Scale Remover, Fish Scale Remover, Scale Remover, Remover

References

- 嵐 - SG SUPPORT
- User Manual

Manuals+,