



SEVERIN KM 3896 Food Processor Instruction Manual

[Home](#) » [SEVERIN](#) » SEVERIN KM 3896 Food Processor Instruction Manual 

Contents

- 1 SEVERIN KM 3896 Food Processor
- 2 Product Information
- 3 Attachments:
- 4 Safety Instructions:
- 5 Product Usage Instructions
- 6 Food Processor
- 7 Appliance Parts and Accessories
- 8 Safety instructions
 - 8.1 Intended Use
- 9 Operation
 - 9.1 After use
- 10 Cleaning and Care
- 11 Disposal
- 12 Documents / Resources
 - 12.1 References
- 13 Related Posts

SEVERIN

SEVERIN KM 3896 Food Processor



Product Information

The KM 3896 / KM 3897 food processor is a versatile kitchen appliance that comes with various attachments such as a flat beater, dough hook, whisk, and mixing bowl. It has a control knob and display with buttons to set the running time. The appliance also includes a splash guard with a filling opening for mess-free cooking.

Attachments:

- Flat beater – for mixing batters, cakes, and cookies
- Dough hook – for kneading heavy dough such as bread or pizza dough
- Whisk – for whipping cream, egg whites, and making mousse
- Attachment holder – for easy attachment of accessories
- Mixing bowl – for mixing and preparing ingredients

Safety Instructions:

- Keep all packaging material out of the reach of children to avoid suffocation hazards
- Before commissioning, check the whole appliance, including the power cord and any accessories to ensure safety
- Switch off the device and pull out the plug before inserting or removing attachments, if supervision is not

available, or after every use

- Any repairs to the appliance and power cord must only be carried out by customer service

Product Usage Instructions

1. Before using the appliance, read the instructions carefully and keep them for future reference
2. Make sure the appliance is connected to a correctly installed power socket with an earth connection and the supply voltage corresponds with the voltage marked on the rating label of the appliance
3. To attach accessories, switch off the device and pull out the plug. Then, insert or remove attachments as needed
4. After inserting attachments, make sure the control knob is on position 0 before plugging the device into a power source
5. Select the appropriate attachment for your recipe and attach it to the attachment holder
6. Place the ingredients in the mixing bowl and adjust the control knob to the recommended speed for your recipe
7. Always start with speed 1 and increase gradually
8. If using the food processor for heavy doughs, use the dough hook attachment and start at speed 1-3
9. If using the food processor for light mixtures like cream or mousse, use the whisk attachment and start at speed 7-8
10. After use, switch off the device, unplug it from the power source, and remove any attachments for cleaning
11. Clean the appliance and attachments according to the instructions provided in the user manual

Food Processor

Dear Customer,

Before using the appliance, read the following instructions carefully and keep this manual for future reference. The appliance must only be used by persons familiar with these instructions.

Connection to the mains supply

This appliance must only be connected to a correctly installed power socket with an earth connection. Make sure that the supply voltage corresponds with the voltage marked on the rating label of the appliance. This product complies with all binding CE labelling directives.

Appliance Parts and Accessories

1. Mixer arm
2. Mixer arm release lever
3. Display with buttons to set running time
4. Control knob
5. Covers for containers for accessories, which can be ordered separately
6. Power cord with plug
7. Nameplate (appliance underside)

Attachments:

8. Flat beater
9. Dough hook
10. Whisk
11. Attachment holder

- 12. Mixing bowl
- 13. Splash guard with filling opening



Safety instructions

- In order to avoid hazards and to comply with safety regulations, any repairs to the appliance and the power cord must only be carried out by our customer service. Therefore, in the event of a repair being needed, please contact our customer service by phone or email (see Annex).
- Switch off the device and pull out the plug,
 - before inserting or removing attachments,
 - if supervision is not available,
 - after every use,
 - in the event of problems during operation,

- before cleaning, every time.
- Do not take the power plug out of the socket by pulling on the power cord, but hold the power plug to take it out. Never handle the mains plug with wet hands.
- The settings for the individual accessories can be found in the tables in the “Control Knob” and “Attachments” sections.
- Warning! Using the appliance incorrectly can lead to injuries.
- Warning! The appliance must only be used if the mixing bowl and the attachment are correctly mounted.
- For reasons of electrical safety, the motor unit must never come into contact with liquids or be immersed in them.
- Immediately after use, clean the removable parts with water or in the dishwasher and dry them thoroughly.
- For more information on cleaning, please refer to the Cleaning and Care section.
- Be careful when pouring hot liquids into the mixing bowl, as they could escape from the appliance in the form of a sudden blast of steam.
- This appliance is intended for household use and similar applications, such as
 - in kitchens used by employees in shops, offices and similar work environments,
 - in agricultural settings,
 - by customers in hotels, motels and other typical residential environments,
 - in establishments offering bed and breakfast.
- In the event that this appliance is to be used by persons with reduced physical, sensory or mental capabilities or with lack of experience or knowledge, the user must be supervised or instructed regarding the safe use of the appliance and must have an understanding of the consequent potential risks of danger. This appliance must not be used by children.
- This appliance and its power cord must be kept out of the reach of children.

Children must not play with this appliance.

- Keep all packaging material out of the reach of children. There is a risk of suffocation!
- Before commissioning, check the whole appliance, including the power cord and any accessories, to ensure that there are no defects or damage, which could impair the functional safety of the appliance. For example, if the appliance has fallen onto the floor, or the power cord has been pulled, there may be damage that cannot be seen from the outside. In such cases, do not operate the appliance.
- Always position the appliance on a flat stable surface.
- Never leave the power cord dangling downwards.
- Never allow the appliance or the power cord to be exposed to any external source of heat.
- Never put your fingers or an object (dough scraper, wooden spoon or similar) into the attachments while they are running.
- Before plugging the machine in, make sure that the control knob is set to the “0” position.
- After switching off, wait for the motor to stop running, before removing the splash guard or raising the mixer arm! Do not touch any part of the appliance whilst still in motion!

Intended Use

- The food processor is designed to stir food and, when using the various accessories, to mix and chop food.
- The appliance must only be operated with the original attachments/accessories and only for the intended

purpose as described.

- Any other use not stated in the instructions (misuse) is considered as not intended and can cause severe personal injury or damage to the appliance.
- If the appliance is operated incorrectly or used for purposes other than the intended use, no liability can be accepted for any damage that may occur.

Additional Accessories

- The food processor can be fitted with different attachments that are available separately.
- Mincer
 - ZB 5591
- Vegetable grater
 - ZB 5592
- Stand mixer attachment
 - ZB 5593
- Spare mixing bowl
 - ZB 5560

You can find up-to-date information about other attachments at any time on our homepage.

Before using for the first time

- Unpack the appliance completely and remove any remaining packaging material and stickers. Do not remove the nameplate!
- Clean the removable parts as described in the Cleaning and Care section.

Short operation

This appliance is designed with a short operating time (10 mins), i.e. you can use it for a maximum of 10 minutes in one go. Then the unit needs to be switched off for 20 minutes to cool down.

Automatic shutdown

- After running for 10 minutes the appliance switches off automatically. It then needs to cool for 20 minutes.
- If the appliance is not in use for about 2 minutes, the display switches off.
- As soon as the mixer arm is raised, the appliance is also switched off and will need to be started again after the mixer arm has been lowered.

Overheating protection

The appliance has a built-in overheating protection, which switches it off in the event of overheating. Allow the appliance to cool down to room temperature before using it again.




Control Knob

The control knob can be used to select speed settings between 0 and 8, or to select the Pulse function.

Speed setting	Designation	Use
0	Off	Before every change of attachment, after use
1	Lowest speed	For slow mixing, initial mixing together of ingredients, kneading
2-3	Low speed	For whisking, folding in and mixing in of ingredients, kneading
4-6	Medium speed	For all mixing tasks
7-8	High speed	For beating egg white and whipping cream
P	Pulse	For short bursts of mixing at the highest speed setting

Attachments

Select attachments in accordance with the table below. For slow mixing of ingredients, always start on speed setting 1.

Attachment	Symbol	Use	Recommended speed
Flat beater		Light soft mixes, e.g. batters, cakes and puddings	1-6
Whisk		Cream, egg white and mousse	7-8
Dough hook		Heavier doughs, e.g. bread dough, pizza dough, yeast dough	1-3

Operation

- The appliance must be switched off and unplugged before attachments are inserted, changed, removed or cleaned.
- After switching off, wait for the motor to stop running! Do not touch any part of the appliance whilst still in motion.

Insert the mixing bowl and fill it with ingredients

- Pull the release lever upwards. The mixer arm automatically moves upwards. Press with your hands until you hear a click.
- Place the mixing bowl in position and turn it clockwise to lock into place.
- Fill the mixing bowl with the ingredients.


Inserting an attachment

- Select an attachment.
- Insert the attachment into the mixer arm so that the pin on the mixer arm engages in the recess in the attachment. Slide the attachment upwards as far as possible. Turn the attachment anti-clockwise to lock into place. Check that it is firmly attached.
- To lower the mixer arm, pull the release lever upwards and press the mixer arm downwards until you hear a click.
- Place the splash guard on the mixing bowl from the left side.

- Plug the appliance in.
- You will hear beeps and the light ring flashes.
- Turn the control knob slowly to the required speed setting.
- Always start mixing at speed setting 1 to mix the ingredients together.

Tip!

Timer

- As soon as the appliance is switched on, the display shows the operational timer setting.
- If, before switching the appliance on, the required mixing time is set using the buttons  in 10 second increments, the appliance will stop after this time has elapsed. You will hear beeps and the light ring flashes.
- To start the appliance again after the time has elapsed, the control knob must first be set to 0.
- When using the pulse function (P), the timer cannot be used.
- If you want to add additional ingredients during the mixing or kneading process, you can add them through the filling opening in the splash guard.
- Ingredients may sometimes stick to the edge of the mixing bowl and be missed by the movement of the attachment. If this happens, switch the appliance off and scrape the ingredients off the edge.

After use

- Switch off the appliance and unplug the power cord. Wait for the motor to stop running.
- Remove the splash guard.
- Pull the release lever upwards. The mixer arm automatically moves upwards. Press with your hands until you hear a click.
- Turn the attachment clockwise and take it out.
- Turn the mixing bowl anti-clockwise to take it off.
- Clean individual parts as described in the Cleaning and Care section.

Recipe for testing institutes

Mix 1925 g flour and 1386 g water at the highest speed setting for 8 minutes.

Cleaning and Care

- Before cleaning the appliance, every time, switch it off, unplug the power cord and wait for the motor to stop running.
- Do not use any sharp or abrasive cleaning materials.
- For reasons of electrical safety, the motor unit must never come into contact with water or be immersed in it.
- When cleaning the motor unit, only use a soft damp cloth.
- Remove the splash guard, the attachments and the mixing bowl and clean them immediately after use, using hot water with some washing-up liquid in. The parts can also be cleaned in a dishwasher.
- Note: If cleaning them in a dishwasher, there may be some change in the colour of the whisk coupling. This does not constitute a defect and the whisk can continue to be used as before.
- If required, remove the attachment holder cover at the head of the mixer arm for cleaning. To do this, take hold of the gap in the underside of the cover and take the cover off. Put the cover back on so that the lines (– –) are positioned opposite each other.

- You can also remove the attachment holder cover on the lower section of the mixer arm.

Disposal



Devices marked with this symbol must be disposed of separately from your household waste, as they contain valuable materials which can be recycled. Proper disposal protects the environment and human health. Your local authority or retailer can provide information on the matter.

D-59846 Sundern

Tel +49 2933 982-0

Fax +49 2933 982-1333

information@severin.de


Model specifications are subject to change.

I/M No.: 10131.0000 02/23

www.severin.com



Documents / Resources

 <p>SEVERIN</p> <p>SEVERIN KM 3896 - KM 3897</p> <table border="1"> <tr><td>1</td><td>1</td></tr> <tr><td>2</td><td>2</td></tr> <tr><td>3</td><td>3</td></tr> <tr><td>4</td><td>4</td></tr> <tr><td>5</td><td>5</td></tr> <tr><td>6</td><td>6</td></tr> <tr><td>7</td><td>7</td></tr> <tr><td>8</td><td>8</td></tr> <tr><td>9</td><td>9</td></tr> <tr><td>10</td><td>10</td></tr> <tr><td>11</td><td>11</td></tr> <tr><td>12</td><td>12</td></tr> <tr><td>13</td><td>13</td></tr> <tr><td>14</td><td>14</td></tr> <tr><td>15</td><td>15</td></tr> <tr><td>16</td><td>16</td></tr> <tr><td>17</td><td>17</td></tr> <tr><td>18</td><td>18</td></tr> <tr><td>19</td><td>19</td></tr> <tr><td>20</td><td>20</td></tr> <tr><td>21</td><td>21</td></tr> <tr><td>22</td><td>22</td></tr> <tr><td>23</td><td>23</td></tr> <tr><td>24</td><td>24</td></tr> <tr><td>25</td><td>25</td></tr> <tr><td>26</td><td>26</td></tr> <tr><td>27</td><td>27</td></tr> <tr><td>28</td><td>28</td></tr> <tr><td>29</td><td>29</td></tr> <tr><td>30</td><td>30</td></tr> <tr><td>31</td><td>31</td></tr> <tr><td>32</td><td>32</td></tr> <tr><td>33</td><td>33</td></tr> <tr><td>34</td><td>34</td></tr> <tr><td>35</td><td>35</td></tr> <tr><td>36</td><td>36</td></tr> <tr><td>37</td><td>37</td></tr> <tr><td>38</td><td>38</td></tr> <tr><td>39</td><td>39</td></tr> <tr><td>40</td><td>40</td></tr> <tr><td>41</td><td>41</td></tr> <tr><td>42</td><td>42</td></tr> <tr><td>43</td><td>43</td></tr> <tr><td>44</td><td>44</td></tr> <tr><td>45</td><td>45</td></tr> <tr><td>46</td><td>46</td></tr> <tr><td>47</td><td>47</td></tr> <tr><td>48</td><td>48</td></tr> <tr><td>49</td><td>49</td></tr> <tr><td>50</td><td>50</td></tr> <tr><td>51</td><td>51</td></tr> <tr><td>52</td><td>52</td></tr> <tr><td>53</td><td>53</td></tr> <tr><td>54</td><td>54</td></tr> <tr><td>55</td><td>55</td></tr> <tr><td>56</td><td>56</td></tr> <tr><td>57</td><td>57</td></tr> <tr><td>58</td><td>58</td></tr> <tr><td>59</td><td>59</td></tr> <tr><td>60</td><td>60</td></tr> <tr><td>61</td><td>61</td></tr> <tr><td>62</td><td>62</td></tr> <tr><td>63</td><td>63</td></tr> <tr><td>64</td><td>64</td></tr> <tr><td>65</td><td>65</td></tr> <tr><td>66</td><td>66</td></tr> <tr><td>67</td><td>67</td></tr> <tr><td>68</td><td>68</td></tr> <tr><td>69</td><td>69</td></tr> <tr><td>70</td><td>70</td></tr> <tr><td>71</td><td>71</td></tr> <tr><td>72</td><td>72</td></tr> <tr><td>73</td><td>73</td></tr> <tr><td>74</td><td>74</td></tr> <tr><td>75</td><td>75</td></tr> <tr><td>76</td><td>76</td></tr> <tr><td>77</td><td>77</td></tr> <tr><td>78</td><td>78</td></tr> <tr><td>79</td><td>79</td></tr> <tr><td>80</td><td>80</td></tr> <tr><td>81</td><td>81</td></tr> <tr><td>82</td><td>82</td></tr> <tr><td>83</td><td>83</td></tr> <tr><td>84</td><td>84</td></tr> <tr><td>85</td><td>85</td></tr> <tr><td>86</td><td>86</td></tr> <tr><td>87</td><td>87</td></tr> <tr><td>88</td><td>88</td></tr> <tr><td>89</td><td>89</td></tr> <tr><td>90</td><td>90</td></tr> <tr><td>91</td><td>91</td></tr> <tr><td>92</td><td>92</td></tr> <tr><td>93</td><td>93</td></tr> <tr><td>94</td><td>94</td></tr> <tr><td>95</td><td>95</td></tr> <tr><td>96</td><td>96</td></tr> <tr><td>97</td><td>97</td></tr> <tr><td>98</td><td>98</td></tr> <tr><td>99</td><td>99</td></tr> <tr><td>100</td><td>100</td></tr> </table>	1	1	2	2	3	3	4	4	5	5	6	6	7	7	8	8	9	9	10	10	11	11	12	12	13	13	14	14	15	15	16	16	17	17	18	18	19	19	20	20	21	21	22	22	23	23	24	24	25	25	26	26	27	27	28	28	29	29	30	30	31	31	32	32	33	33	34	34	35	35	36	36	37	37	38	38	39	39	40	40	41	41	42	42	43	43	44	44	45	45	46	46	47	47	48	48	49	49	50	50	51	51	52	52	53	53	54	54	55	55	56	56	57	57	58	58	59	59	60	60	61	61	62	62	63	63	64	64	65	65	66	66	67	67	68	68	69	69	70	70	71	71	72	72	73	73	74	74	75	75	76	76	77	77	78	78	79	79	80	80	81	81	82	82	83	83	84	84	85	85	86	86	87	87	88	88	89	89	90	90	91	91	92	92	93	93	94	94	95	95	96	96	97	97	98	98	99	99	100	100	<p>SEVERIN KM 3896 Food Processor [pdf] Instruction Manual KM 3896 Food Processor, KM 3896, Food Processor, Processor</p>
1	1																																																																																																																																																																																																								
2	2																																																																																																																																																																																																								
3	3																																																																																																																																																																																																								
4	4																																																																																																																																																																																																								
5	5																																																																																																																																																																																																								
6	6																																																																																																																																																																																																								
7	7																																																																																																																																																																																																								
8	8																																																																																																																																																																																																								
9	9																																																																																																																																																																																																								
10	10																																																																																																																																																																																																								
11	11																																																																																																																																																																																																								
12	12																																																																																																																																																																																																								
13	13																																																																																																																																																																																																								
14	14																																																																																																																																																																																																								
15	15																																																																																																																																																																																																								
16	16																																																																																																																																																																																																								
17	17																																																																																																																																																																																																								
18	18																																																																																																																																																																																																								
19	19																																																																																																																																																																																																								
20	20																																																																																																																																																																																																								
21	21																																																																																																																																																																																																								
22	22																																																																																																																																																																																																								
23	23																																																																																																																																																																																																								
24	24																																																																																																																																																																																																								
25	25																																																																																																																																																																																																								
26	26																																																																																																																																																																																																								
27	27																																																																																																																																																																																																								
28	28																																																																																																																																																																																																								
29	29																																																																																																																																																																																																								
30	30																																																																																																																																																																																																								
31	31																																																																																																																																																																																																								
32	32																																																																																																																																																																																																								
33	33																																																																																																																																																																																																								
34	34																																																																																																																																																																																																								
35	35																																																																																																																																																																																																								
36	36																																																																																																																																																																																																								
37	37																																																																																																																																																																																																								
38	38																																																																																																																																																																																																								
39	39																																																																																																																																																																																																								
40	40																																																																																																																																																																																																								
41	41																																																																																																																																																																																																								
42	42																																																																																																																																																																																																								
43	43																																																																																																																																																																																																								
44	44																																																																																																																																																																																																								
45	45																																																																																																																																																																																																								
46	46																																																																																																																																																																																																								
47	47																																																																																																																																																																																																								
48	48																																																																																																																																																																																																								
49	49																																																																																																																																																																																																								
50	50																																																																																																																																																																																																								
51	51																																																																																																																																																																																																								
52	52																																																																																																																																																																																																								
53	53																																																																																																																																																																																																								
54	54																																																																																																																																																																																																								
55	55																																																																																																																																																																																																								
56	56																																																																																																																																																																																																								
57	57																																																																																																																																																																																																								
58	58																																																																																																																																																																																																								
59	59																																																																																																																																																																																																								
60	60																																																																																																																																																																																																								
61	61																																																																																																																																																																																																								
62	62																																																																																																																																																																																																								
63	63																																																																																																																																																																																																								
64	64																																																																																																																																																																																																								
65	65																																																																																																																																																																																																								
66	66																																																																																																																																																																																																								
67	67																																																																																																																																																																																																								
68	68																																																																																																																																																																																																								
69	69																																																																																																																																																																																																								
70	70																																																																																																																																																																																																								
71	71																																																																																																																																																																																																								
72	72																																																																																																																																																																																																								
73	73																																																																																																																																																																																																								
74	74																																																																																																																																																																																																								
75	75																																																																																																																																																																																																								
76	76																																																																																																																																																																																																								
77	77																																																																																																																																																																																																								
78	78																																																																																																																																																																																																								
79	79																																																																																																																																																																																																								
80	80																																																																																																																																																																																																								
81	81																																																																																																																																																																																																								
82	82																																																																																																																																																																																																								
83	83																																																																																																																																																																																																								
84	84																																																																																																																																																																																																								
85	85																																																																																																																																																																																																								
86	86																																																																																																																																																																																																								
87	87																																																																																																																																																																																																								
88	88																																																																																																																																																																																																								
89	89																																																																																																																																																																																																								
90	90																																																																																																																																																																																																								
91	91																																																																																																																																																																																																								
92	92																																																																																																																																																																																																								
93	93																																																																																																																																																																																																								
94	94																																																																																																																																																																																																								
95	95																																																																																																																																																																																																								
96	96																																																																																																																																																																																																								
97	97																																																																																																																																																																																																								
98	98																																																																																																																																																																																																								
99	99																																																																																																																																																																																																								
100	100																																																																																																																																																																																																								

References

- [S SEVERIN \(Official\)](#)
- [S SEVERIN \(Official\)](#)
- [S SEVERIN \(Official\)](#)