


setralite™
setralite Visual
Pressure Indicator



setralite Visual Pressure Indicator Owner's Manual

[Home](#) » [Setra](#) » setralite Visual Pressure Indicator Owner's Manual 

Contents

- 1 setralite Visual Pressure Indicator
- 2 Features
- 3 Accurate measuring & display
- 4 Setra Lite features
- 5 Simple installation
- 6 Applications
- 7 Specifications
- 8 Ordering information
- 9 Setra Lite configurations
- 10 Dimensions
- 11 Wiring tubing connections
- 12 Kit contents – What's in the Box
- 13 FAQ
- 14 Documents / Resources
 - 14.1 References

setralite™

setralite Visual Pressure Indicator



Features

- Simple single-room pressure indication for all pressurized spaces
- Sleek and attractive single wall plate
- Multiple installation options
- Simple to install in minutes
- Visual alarm via red/green light ring
- Configurable audible alarm
- Offset light pipe that can be seen at an angle or down a hallway
- Digital display can be always-on or momentary
- Is easy, using just 3 buttons
- Analog configuration output provides pressure reading to BMS system
- Works with Setra FLEX to serve rooms with multiple doors

Accurate measuring & display

Setra Lite provides a simple, cost-effective, and accurate way to measure and display room differential pressure for spaces that currently require manual verification. For local staff managing an area, Setra Lite has a light ring that is green or red and an optional audible alarm providing clear indication of room conditions. For facilities using Setra Lite means the frequency of preventative maintenance walk-by inspections can be reduced because Setra Lite is monitoring the space.

Setra Lite features

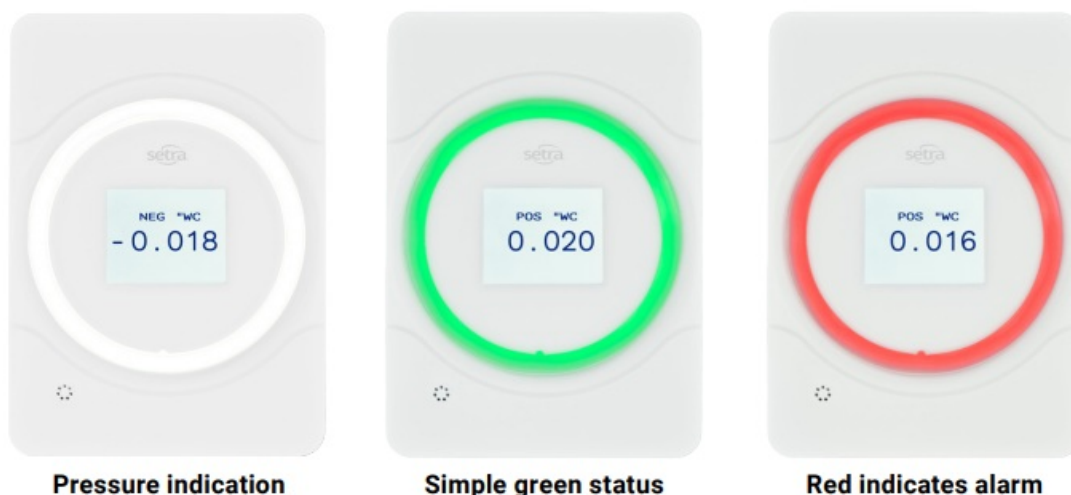
Setra Lite has many features found only in larger, more complex room pressure monitors, including: a bright light ring that can be seen at an angle or down a hallway, a digital display of the pressure value that is always-on or momentary, an alarm delay for door entry, and POS or NEG room mode. The Setra Lite sensor has Setra's accuracy and reliability you know you can trust.

Simple installation

Setra Lite is about the size of a standard light switch, and just as simple to install. It fits in a single-gang US electrical box, international 86-box or international round back-box, and is powered by 24 VAC or 24 VDC. The reference side pressure pickup is integral with the Lite faceplate. An analog output provides the building management system with the pressure signal for any additional trending or alarming needed. The Setra Lite also integrates seamlessly with the Setra FLEX environmental monitor. Mount Setra Lite at additional doors that enter the space, and use an on-screen badge to display its value.

Applications

- Sterile processing & storage
- USP 797 compliance
- Endoscopy
- Bronchoscopy
- Laundry
- Protective patient rooms
- Isolation rooms (All)
- Emergency ICU tents
- Recently Reconfigured spaces
- Critical & Non-critical ASHRAE-170 spaces
- Replacement of ball/tube through the wall pressure indicators



Specifications

• Physical description

- Dimensions See table on next page
- Mounting See table on next page
- Position See table on next page
- Case Fire-retardant plastic UL94 V-0
- Weight 8 oz (0.5 lbs)
- Display Color: RGB, 65K; Resolution: 128×160, backlight: LED
- Alarm indication Visual: Red illuminated LED light ring, 11mm standoff from faceplate, viewable at 90° angle from side
- Audible 2 secs on 1 sec off, audible from up to 150ft (30m)

• Performance

- Accuracy $\pm 0.5\%$ FS

- Non-linearity (BFSL) $\pm 0.44\%$ FS
- Hysteresis $\pm 0.10\%$ FS
- Non-repeatability 0.05% FS
- Span Tolerance $\pm 1\%$ Rdg
- Thermal effects²
- Zero shift $\%FS/^{\circ}F (^{\circ}C)$ $\pm 0.033 (\pm 0.06)$
- Span shift $\%FS/^{\circ}F (^{\circ}C)$ $\pm 0.033 (\pm 0.06)$
- Long-term stability $\pm 0.5\%$ FS per year
- Overpressure ± 1 PSI (15" WC for <0.10 " WC FS)
- Pressure media Air or non-conductive, non-explosive gases
- Pressure fittings Pressure port for 1/8 in X 1/4 in tubing

- **Environmental data**

- Operating temp. $^{\circ}F (^{\circ}C)$ 32 to 120 (0 to 50)
- Storage temp. $^{\circ}F (^{\circ}C)$ -20 to 160 (-30 to 70)
- Operating humidity 5 to 95% RH (non-condensing)
- Ingress protection (IP) rating IP54

- **Display**

- Light ring Green, red, yellow, or off
- Numeric value 4 digits

- **Features**

- Re-zero Single press-and-hold to re-zero sensor
- Alarm thresholds Set numeric threshold in "WC or Pa
- Door delay Set door alarm delay for 0-999 seconds
- POS or NEG indicator Set display to show POS, NEG, or off
- Display on/off Set display to always-on, or momentary press to
- show pressure value
- Significant digits 1, 2, or 3 after decimal point, POS or NEG
- Light ring
- Set LED ring to:
 - Steady green, steady red if alarm,
 - Green OFF, and steady red if alarm
 - Always off
- Units Set units on the display to show "WC or Pa
- Selectable room location
- Set location of the Lite on the display. Use Inside
- Room if Lite is in the measured space, and
- Outside Room if Lite is in the reference space.

- **Electrical**

- Power
 - 24 VAC ($\pm 10\%$)
 - 24 VDC (18-32)
 - 50-60 Hz
- Power draw 2W max, 1W typical
- Analog output³ Set for 0-5V, 0-10V, or 4-20mA signal

- Wire Stranded unshielded twisted-pair, 18-24 AWG
- Terminals Removable terminal block

Regulatory compliance

CE, RoHS, CSA, UKCA

1. RSS of non-linearity, non-repeatability, and hysteresis
2. Units calibrated at nominal 70°F maximum thermal error computed from this datum
3. Zero tolerance negated by zero push button

Ordering information

Example part number: LITE-R25WB-D-W-L-V-S-A-N

| | | | | | | | | | | |
|----------------|-----------------|--------------------|------------|---------|---------------------------|-------------------------------------|----------------------|---------------|-------------|----------------|
| [1] | | [2] | | [3] | [4] | [5] | [6] | [7] | [8] | [9] |
| L I T E | | | | | | | | | | |
| [1] | | [2] | [3] | [4] | [5] | [6] | [7] | [8] | [9] | |
| Model | | Transducer Range | Accuracy | Color | Orientation | Alarm | Mounting Location | Communication | Accessories | |
| LITE | Setra Lite | R25WB ±0.25" WC | D ±0.5% FS | W White | P Portrait L Landscape | V Visual only A Audio and visual | S Display-selectable | A Analog | N | No accessories |
| | 0R5WB ±0.5" WC | M' Quick-mount kit | | | | | | | | |
| | 001WB ±1" WC | | | | | | | | | D Dual alert |
| | 2R5WD 0-2.5" WC | | | | | | | | | |
| | 003WD 0-3" WC | | | | | | | | | |
| | 050LB ±50 Pa | | | | | | | | | |
| | 100LB ±100 Pa | | | | | | | | | |
| | 250LB ±250 Pa | | | | | | | | | |
| 750LD 0-750 Pa | | | | | | | | | | |

Quick-Mount kit only available with portrait orientation

To order Quick-mount Kit without the base Lite, use part number 229451.

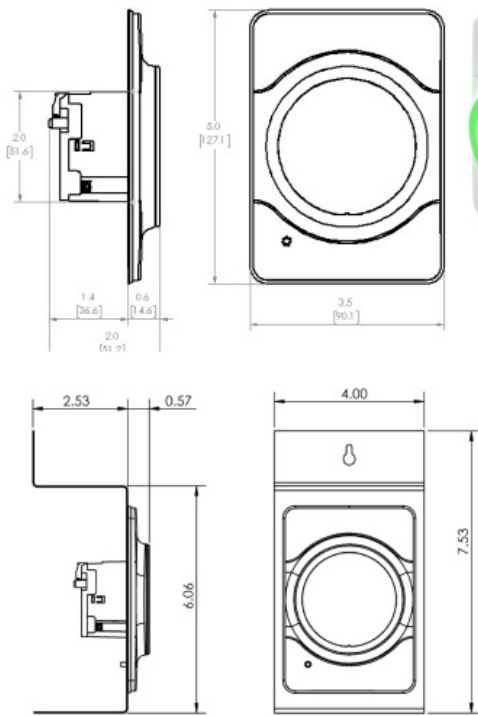
To order Dual Alert Kit without the base Lite, use part number 380302.

Setra Lite configurations

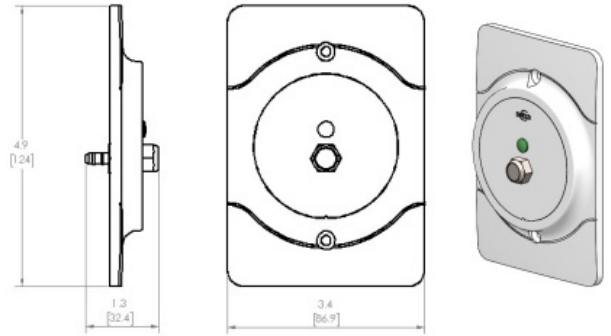
| | Monitor Only | Dual Alert | Quick-Mount Kit |
|---------------------------------|---|--|--|
| Use case | Simple permanent monitoring of airflow | Simple permanent monitoring of air flow where status is desired in both spaces | Simple temporary monitoring of airflow |
| Set up | <ul style="list-style-type: none"> • Flush mount install with 2" holesaw or in std single gang box • Install 24 VAC/VDC wiring | <ul style="list-style-type: none"> • Flush mount install with 2" holesaw or in (2) std single gang boxes <p>OR</p> <ul style="list-style-type: none"> • Flush mount install where previous thru wall monitor • Apply 24 VAC/VDC wiring | <ul style="list-style-type: none"> • Quick-mount on a simple hook or screw • Apply 24 VAC/VDC via wiring or portable power supply |
| Kit includes | Setra Lite Base Unit - Specified by customer <ul style="list-style-type: none"> • Pressure Pickup Port (Setra RPS) • Mounting Hardware • Elbow Connectors • 250 ohm resistor (If wiring inputs for 4-20 mA current loops) | Setra Lite Base Unit - Specified by customer <ul style="list-style-type: none"> • LED alarm indicator with 30" cable • Pressure Pickup Port (Matching Dual Alert Variant) • 30" of rubber connecting tubing • Mounting Hardware • Elbow Connectors • 250 ohm resistor (If wiring inputs for 4-20 mA current loops) | Setra Lite Base Unit - Specified by customer <ul style="list-style-type: none"> • Pressure Pickup Port (Setra RPS) • Battery Pack • AC Adapter with 6-foot cord • Mounting bracket |
| Mounting | <ul style="list-style-type: none"> • Single-gang US electrical box, China 86 box, European back box, or equivalent interior dimensions • Direct to wall | <ul style="list-style-type: none"> • Single-gang US electrical box, China 86 box, European back box, or equivalent interior dimensions • Direct to wall | <ul style="list-style-type: none"> • Temporary mounting plate with single clearance hole |
| Mounting position / orientation | Can be mounted vertical or horizontal, re-zero after installation | Can be mounted vertical or horizontal, re-zero after installation | Mount vertically |
| Dimensions | 3.55" W x 5.00" H x 2.01" D (90 mm x 127 mm x 51 mm) | 3.55" W x 5.00" H x 2.01" D (90 mm x 127 mm x 51 mm) | 4.00" W x 7.50" H x 3.10" D (102 mm x 191 mm x 78 mm) |
| Weight | 8 oz (0.5 lbs) | 7 oz (0.4 lbs) | 24 oz (1.5 lbs) |

Dimensions

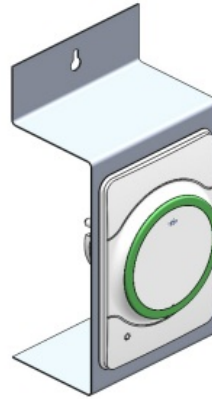
Setra Lite Base Unit



Dual Alert - Room Pressure Pick Up Port

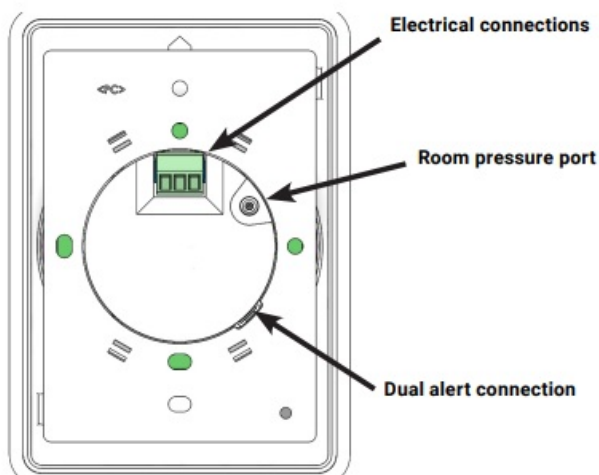


Quick-Mount Kit



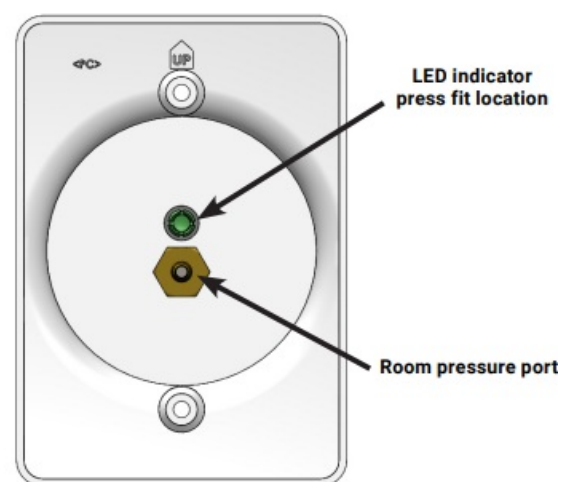
Wiring tubing connections

Setra Lite Base Unit



REAR VIEW OF WIRING / PRESSURE PORT

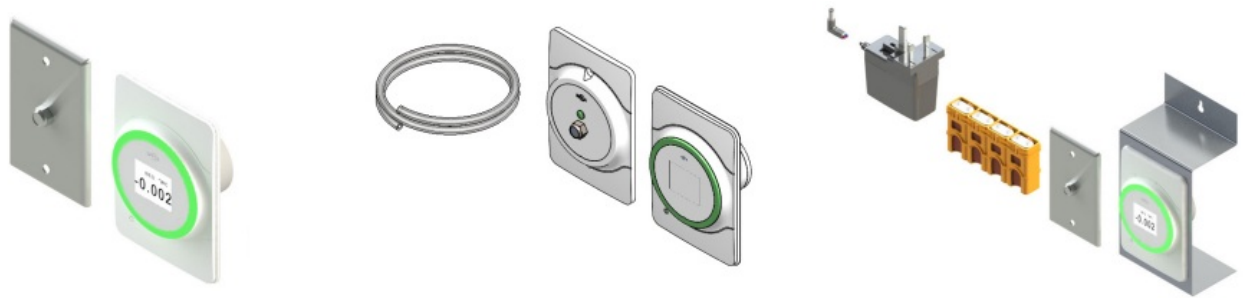
Dual Alert - Room Pressure Pick Up Port



Kit contents – What's in the Box

- **Monitor Only**
 - Setra Lite Base Unit – specified by customer
 - Pressure Pickup Port (Setra RPS)
- **Dual Alert**
 - Setra Lite Base Unit – specified by customer
 - LED alarm indicator with 30" cable
 - Pressure Pickup Port (Matching Dual Alert Variant)
 - 30" of rubber connecting tubing
- **Quick-Mount Kit**

- Setra Lite Base Unit – specified by customer
- Single gang pressure pickup
- Battery Pack
- AC Adapter with 6-foot cord
- Mounting bracket



© Setra Systems, Inc. All rights reserved. +1.978.263.1400 | www.setra.com
 The Setra Systems name and logo are registered trademarks of Setra Systems, Inc.

Setra Systems, Inc.
 159 Swanson Road Boxborough, MA 01719

1.978.263.1400
www.setra.com

© Setra Systems, Inc. All rights reserved.

The Setra Systems name and logo are trademarks of Setra Systems, Inc.

FAQ

Q: What power source does Setra Lite require?

A: Setra Lite can be powered by either 24 VAC or 24 VDC.

Q: How far can the audible alarm be heard?

A: The audible alarm of Setra Lite can be heard from up to 150ft (30m) away.

Documents / Resources

| | |
|--|--|
| | <p>setra setralite Visual Pressure Indicator [pdf] Owner's Manual SSP-Lite, setralite Visual Pressure Indicator, Visual Pressure Indicator, Pressure Indicator, Indicator</p> |
|--|--|

References

- [User Manual](#)

[Manuals+](#), [Privacy Policy](#)

This website is an independent publication and is neither affiliated with nor endorsed by any of the trademark owners. The "Bluetooth®" word mark and logos are registered trademarks owned by Bluetooth SIG, Inc. The "Wi-Fi®" word mark and logos are registered trademarks owned by the Wi-Fi Alliance. Any use of these marks on this website does not imply any affiliation with or endorsement.