



[Home](#) » [serenelife](#) » **SereneLife SLPLTRK72 Adjustable Shelf Rack User Guide** 

## Contents [ [hide](#) ]

- [1 SereneLife SLPLTRK72 Adjustable Shelf Rack](#)
- [2 Features](#)
- [3 What's in the Box](#)
- [4 Technical Specs](#)
- [5 Assembly Instructions](#)
- [6 Cleaning, Maintenance, and Storage](#)
- [7 FAQ](#)
- [8 Documents / Resources](#)
  - [8.1 References](#)



## SereneLife SLPLTRK72 Adjustable Shelf Rack



## Features

- 5 Tier with 6 Potted Plant Shelf
- Made of Natural Eco-Friendly Bamboo
- Lightweight, Stable, Durable, and Non-toxic
- Space-Saving Bamboo Shelf
- Multipurpose Usage
- Sturdy and Durable Flower Stand Holder
- Water-Resistant and Does not Deform
- Adjustable and Removable through the Holes
- Can be Used for Indoor and Outdoor Design
- Easy to Assemble

## **What's in the Box**

- Bamboo Plant Rack
- Fitting Bags

## **Technical Specs**

- Construction Materials: Bamboo
- Installation Type: Standing Type
- No. of Tiers: 5
- Weight Capacity: 22 lbs.
- Product Dimensions (L x W x H): 17.7" x 8.66" x 40.55" -inches

## **Assembly Instructions**

1. Unpack all parts and check that all fittings and tools are included.
2. Select the desired hole placements for the adjustable shelves.
3. Attach the side frames and secure them using the provided screws.
4. Fix each shelf onto the designated slots and tighten securely.
5. Ensure all screws are tightened, and the rack is stable before use.
6. Place your plants or decorative items on the shelf, ensuring even weight distribution.

## **California Prop 65 Warning**

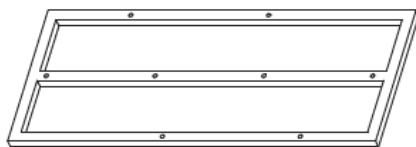
### **WARNING:**

This product contains Wood Dust which is known to the state of California to cause cancer birth defects and other reproductive harm. Do not ingest. For more info go to: [www.P65warnings.ca.gov](http://www.P65warnings.ca.gov)

## Questions or Comments

We are here to help!

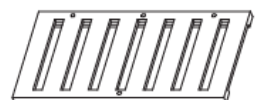
- Phone: 1.718.535.1800
- [Serenelifehome.com/ContactUs](http://Serenelifehome.com/ContactUs)



**A**



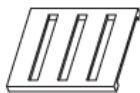
**B**



**C**



**D\*2**



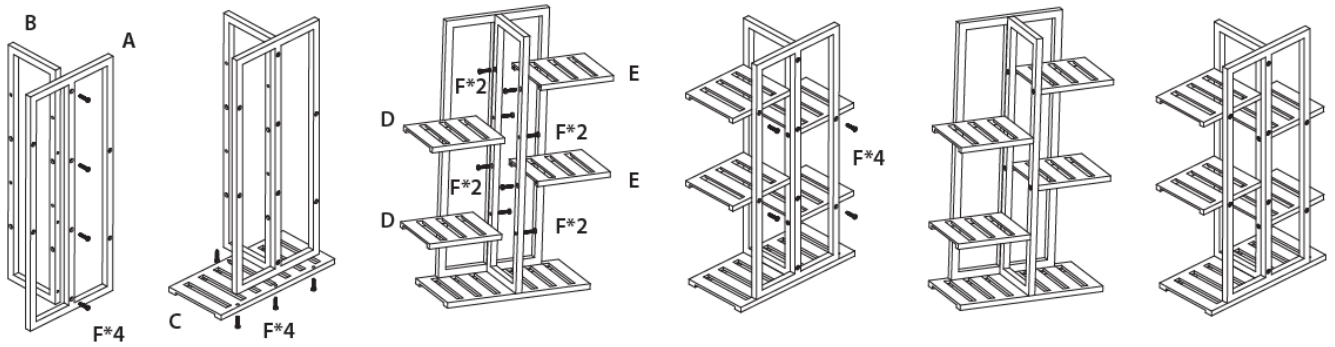
**E\*2**



**F\*20**



**G**



## Cleaning, Maintenance, and Storage

### Cleaning

- Wipe with a soft, damp cloth to remove dust and dirt.
- Use mild soap if necessary, but avoid harsh chemicals or abrasive cleaners.
- Dry completely after cleaning to prevent water damage.

### Maintenance

- Regularly check and tighten screws to ensure stability.
- Avoid prolonged exposure to direct sunlight to prevent fading.
- Keep away from excessive moisture to maintain the wood's integrity.

### Storage

- If not in use, disassemble the rack for compact storage.
- Store in a cool, dry place away from humidity and direct heat sources.
- Keep all hardware and fittings together for easy reassembly.

### Register Product

Thank you for choosing SereneLife. By registering your product, you ensure that you receive the full benefits of our exclusive warranty and personalized customer support. Complete the form to access expert support and to keep your SereneLife purchase in perfect condition.

### Start Here



**Model Number:**

SLPLTRK72

[SereneLifeHome.com/pages/register](https://www.SereneLifeHome.com/pages/register)

[www.SereneLifeHome.com](https://www.SereneLifeHome.com)

**Visit Our Website**



**SCAN ME**

[serenelifehome.com](https://serenelifehome.com)

**FAQ**

- **Q: What should I do if any parts are missing during unpacking?**

**A:** If any parts are missing, please contact our customer support at 1.718.535.1800 or visit [serenelifehome.com/contactus](https://serenelifehome.com/contactus) for assistance.

- **Q: How do I register my product for warranty benefits?**


**A:** To register your product and access warranty benefits, visit [serenelifehome.com/pages/register](https://serenelifehome.com/pages/register) and complete the form.

- **Q: Is the wood dust in the product harmful?**

**A:** The product contains wood dust, which is known to the state of California to cause

harm. Avoid ingestion and refer to the California Prop 65 warning on our website for more information.

# Documents / Resources





[SereneLife SLPLTRK72 Adjustable Shelf Rack \[pdf\]](#) User Guide

SLPLTRK72, SLPLTRK72 Adjustable Shelf Rack, SLPLTRK72, Adjustable Shelf Rack, Shelf Rack, Rack

## References

- [User Manual](#)

 Adjustable Shelf Rack, Rack, SereneLife, Shelf Rack, SLPLTRK72, SLPLTRK72 Adjustable Shelf

 serenelife   Rack

# Leave a comment

Your email address will not be published. Required fields are marked \*

Comment \*

Name

Email

Website

☐ Save my name, email, and website in this browser for the next time I comment.

**Post Comment**

**Search:**

e.g. whirlpool wrf535swhz

**Search**

[Manuals+](#) | [Upload](#) | [Deep Search](#) | [Privacy Policy](#) | [@manuals.plus](#) | [YouTube](#)

This website is an independent publication and is neither affiliated with nor endorsed by any of the trademark owners. The "Bluetooth®" word mark and logos are registered trademarks owned by Bluetooth SIG, Inc. The "Wi-Fi®" word mark and logos are registered trademarks owned by the Wi-Fi Alliance. Any use of these marks on this website does not imply any affiliation with or endorsement.