



serenelife 76" Portable and Foldable Pool Table User Manual

[Home](#) » [serenelife](#) » serenelife 76" Portable and Foldable Pool Table User Manual

serenelife™



SLPLTB76
76" Portable and Foldable Pool Table
with Accessory Kit

User Manual

Contents [[hide](#)

[1 ASSEMBLY TIPS](#)

[2 CARE AND USE](#)

[3 PARTS LIST](#)

[4 PARTS](#)

[5 PREASSEMBLED PARTS](#)

[6 ASSEMBLY INSTRUCTIONS](#)

[7 LIMITED WARRANTY](#)

[8 FEATURES:](#)

[9 WHAT'S IN THE BOX:](#)

[10 TECHNICAL SPECS:](#)

[11 Documents / Resources](#)

[11.1 References](#)

[12 Related Posts](#)

ASSEMBLY TIPS

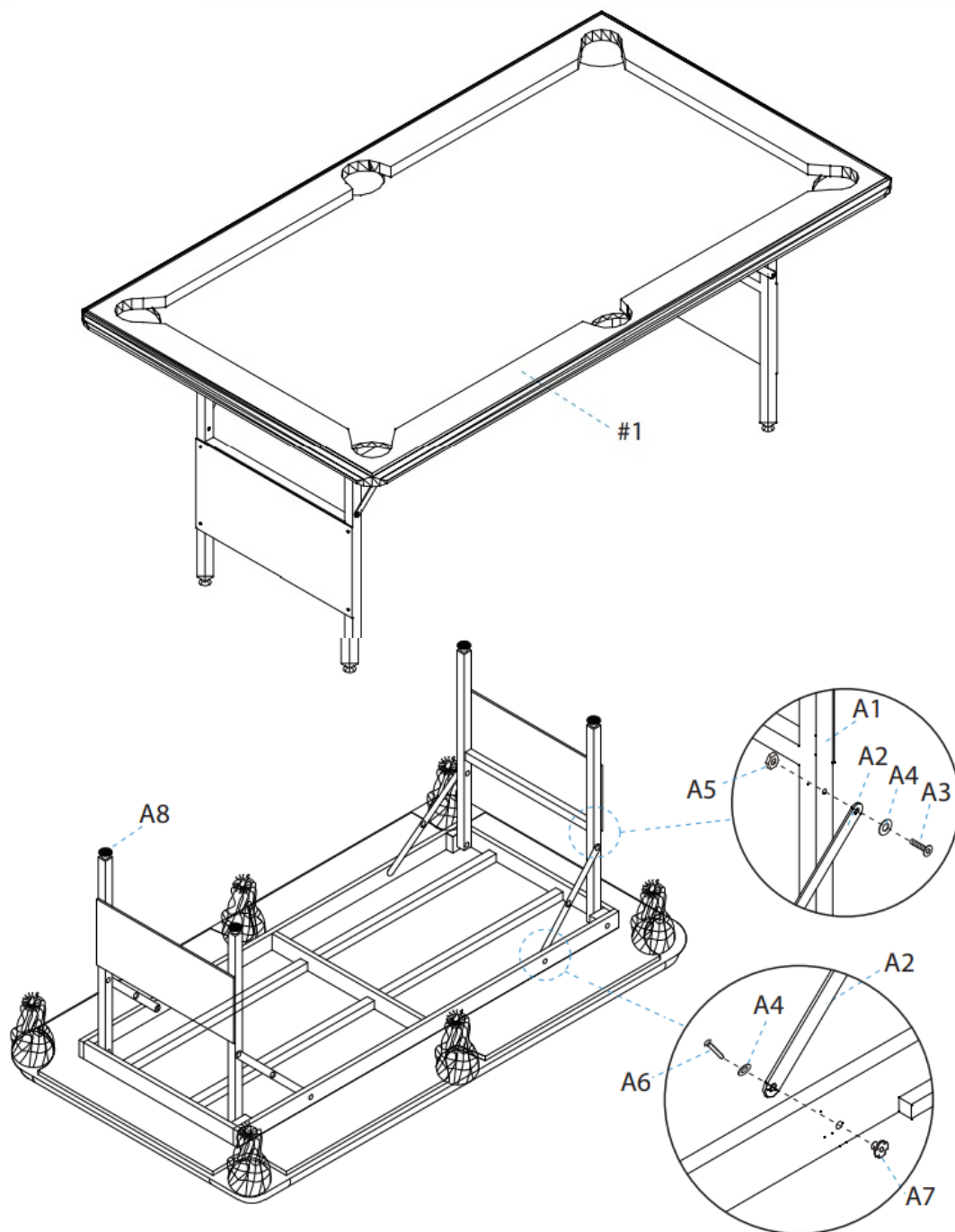
IMPORTANT! PLEASE READ THESE ASSEMBLY INSTRUCTIONS IN THEIR ENTIRETY BEFORE ASSEMBLING YOUR PRODUCT.

1. Find a clean, level surface to begin the assembly of your game table.
We recommend that two adults work together to assemble this game.
You may want to carefully cut or tear the four corners of the box so that the bottom of the box can be used as your work surface.
2. Remove all of the contents from the box and verify that you have all of the parts shown on the Parts List before you begin assembly.
Note: Some parts may be pre-installed or pre-assembled.
3. Some figures or drawings may not look exactly like products.
4. When installing parts that have more than one screw or bolt, hand tighten all screws or bolts in place before final tightening with a screwdriver or wrench.
5. Electric screwdrivers may be helpful during assembly; however, please set a low torque and use extreme caution because screws may be stripped or overtightened, resulting in damaged parts if the electric screwdriver's torque is set too high.







CARE AND USE

1. **This product is intended for INDOOR use only.**
2. **Do NOT drag the chair when moving it, as this will damage the legs.**

PARTS LIST

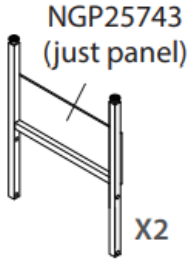






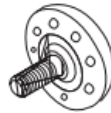


PARTS

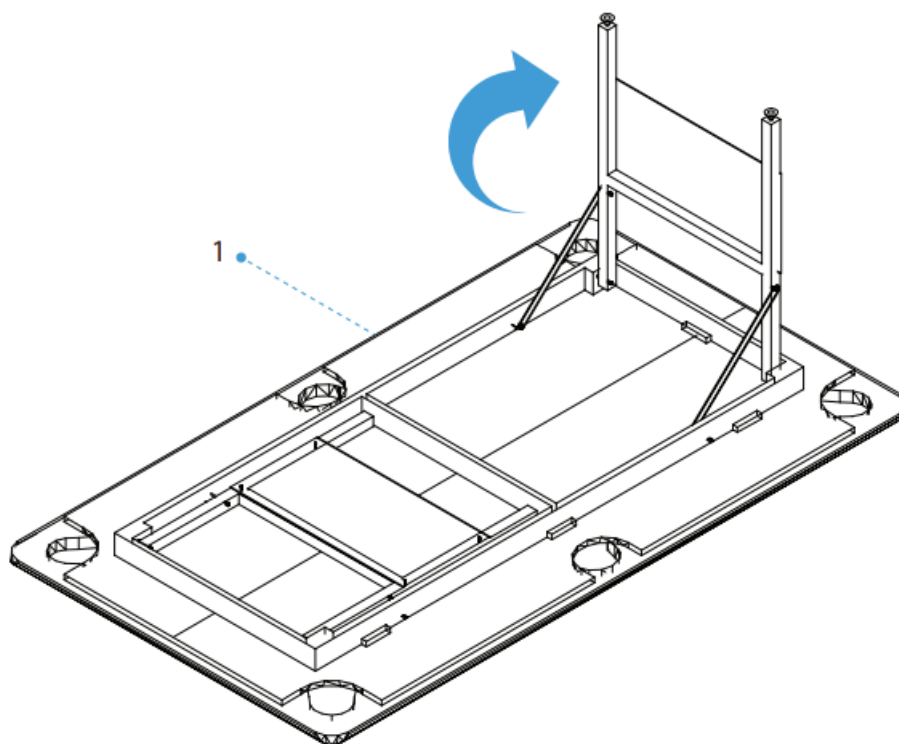
#1 NG2574*  X1 TABLE BODY	#2 NGP5136  X1 BILLIARD BALLS	#5 NGP5135  X1 TRIANGLE	#6 NGP5699  X2 CUE STICK	#7 NGP5073  X1 BRUSH	#8 NGP5077  X2 CHALK
--	--	--	---	---	---

*Carry Bag, NGP25741

PREASSEMBLED PARTS

A1 NGP25742  X2 LEG	A2 NGP25744  X2 sets HINGE	A3 NGP25747  X4 1/4"X1-3/4" BOLT	A4 NGP25747  X8 1/4" WASHER
A5 NGP25747  X4 1/4" NUT	A6 NGP25747  X4 1/4"X1" BOLT	A7 NGP25747  X4 1/4" T-NUT	A8 NGP25746  LEG LEVELER

ASSEMBLY INSTRUCTIONS





LIMITED WARRANTY

This product is warranted to the original purchaser to be free from defects in material or workmanship for a period of 180 days from the date of the original retail purchase. This warranty does not cover defects or damage due to improper installation, alteration, accident, or any other event beyond the control of the manufacturer. Defects or damage resulting from misuse, abuse, or negligence will void this warranty. This warranty does not cover scratching or damage that may result from normal usage. This product is not intended for institutional or commercial use; the manufacturer does not assume any liability for such use.

Institutional or commercial use will void this warranty. This warranty is non-transferable and is expressly limited to the repair or replacement of the defective product.

During the warranty period, the manufacturer shall repair or replace defective parts at no cost to the purchaser. Shipping charges and insurance are not covered and are the responsibility of the purchaser. Labor charges and related expenses for removal, installation, or replacement of the product or components are not covered under this warranty.

The manufacturer reserves the right to make substitutions to warranty claims if parts are unavailable or obsolete. The manufacturer shall not be liable for loss of use of the product or other consequential or incidental costs, expenses, or damages incurred by the consumer of any other use. The user assumes all risk of injury resulting from the use of this product.

This warranty is expressly in lieu of all other warranties, expressed or implied, including warranties of merchantability or fitness for use to the extent permitted by Federal or state law. Neither the manufacturer nor any of its representatives assume any other liability in connection with this product.

All warranty claims must be made through the retailer where the product was originally purchased. A purchase receipt or other proof of date of purchase will be required to process all warranty claims. The model number and part numbers found within the assembly instructions will be required when submitting any parts requests or warranty claims.

For further warranty information or inquiries, please call (1) 718-535-1800

FEATURES:

- Compact Design
- Sturdy Billiard Table with Foldable Legs
- Perfect for any Gameroom or Apartment
- Space Saving
- Stylish Design
- Scratch Resistant and Durable Surface
- Heavy Duty Steel Corners

- Trueshot Aiming System
- Use the Dots to Line Up Shots
- 18 Aiming Points
- Low Friction Surface
- Strong Netting and Shock Absorbing
- High-quality Building Materials
- Locking Leg Safety
- Leg Leveling Adjustment
- Ensures a Fun-Filled Game without Any Worry
- Use Indoor Only

WHAT'S IN THE BOX:

- 6 ft. Pool Table
- Set of Billiard Balls
- (2) Cues
- (1) Billiard Brush
- (1) Ball Triangle
- (2) Chalks

TECHNICAL SPECS:

- Construction Materials: MDF+ Steel frame + Steel Tube for the Leg
- Balls Diameter: 2.25" -inches
- Cues Length: 57" -inches
- Pool Table Thickness: 1/2" -inch
- Pool Table Dimensions (L x W x H): 76" x 43" x 31.8" -inches

serenelife™



Questions? Issues?
We are here to help!
Phone: (1) 718-535-1800
Email: support@pyleusa.com



[serenelife 76" Portable and Foldable Pool Table](#) [pdf] User Manual
76 Portable and Foldable Pool Table, SLPLTB76, Pool Table with Accessory Kit

References

-  [Innovative Lifestyle Products Just For You | SereneLife](#)