

SENTIOTEC FTS2 Humidity Temperature Sensor Instruction Manual

Contents

[1 HUMIDITY- TEMPERATURE SENSOR FTS2](#)

[1.1 1. Arrangement:](#)

[1.2 2. Installation:](#)

[1.3 3. Connection:](#)

[2 Documents / Resources](#)

[2.1 References](#)

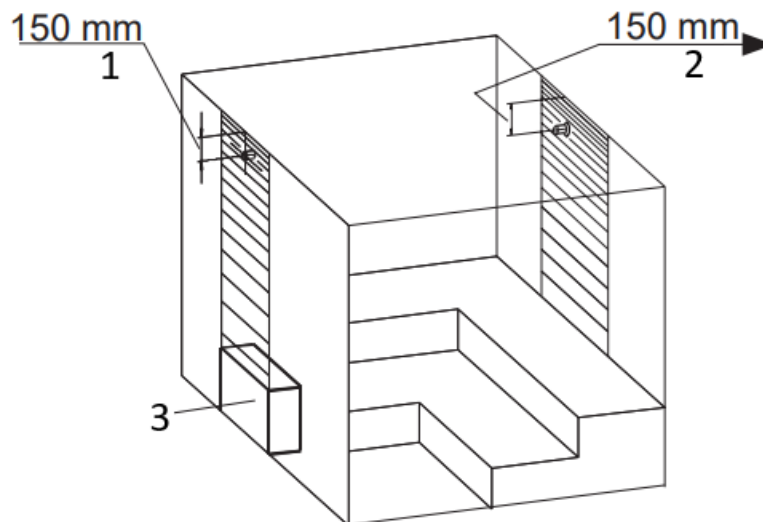
[3 Related Posts](#)

HUMIDITY- TEMPERATURE SENSOR FTS2

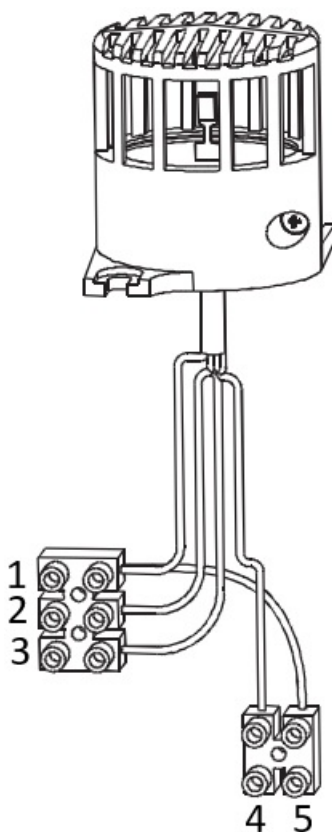


Installation may only be performed by a qualified electrician or similarly qualified person.

1. Arrangement:



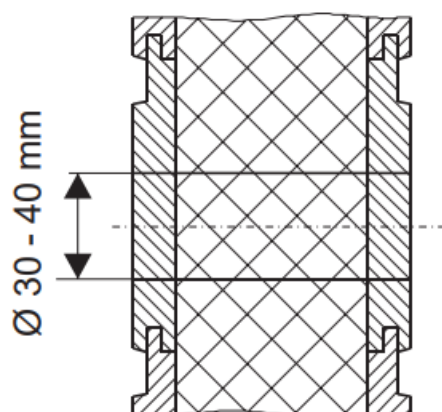
1. Heater sensor **F1** in the area above the heating system
2. Humidity- Temperature sensor **FTS2**
3. Heating system Evaporator



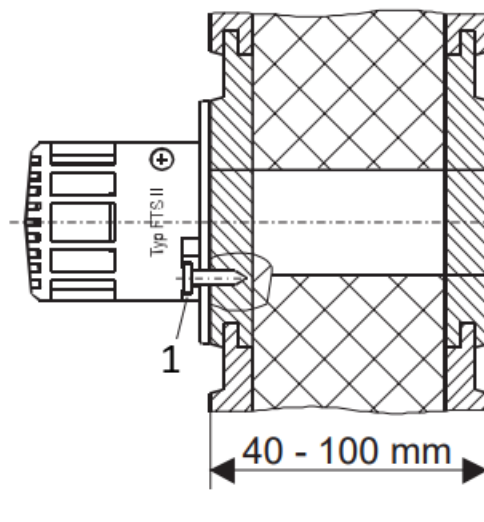
- 1. white (red)
- 2. yellow (orange)
- 3. green
- 4. brown
- 5. grey (black)

2. Installation:

1. Step: Drill a hole $\varnothing 30 - 40$ mm in the middle of a cabin wall panel. Keep 150 mm distance to the ceiling.



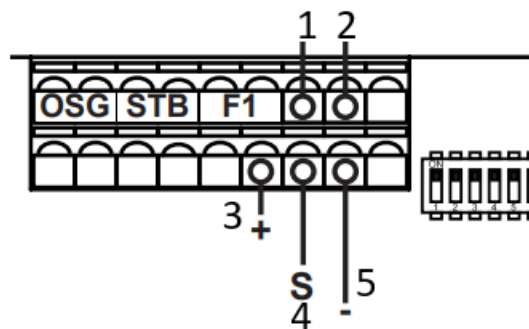
2. Step: Pull the connecting line (5-wire) coming from the control unit through the hole from the outer side of the cabin. Connect the wires with the clamps, put it back through the hole and fix the sensor case.



1. 2 wood screws 4 x 16

3. Connection:

PRO-series



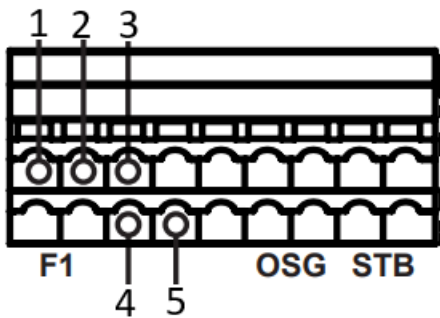
- 1. brown
- 2. grey (black)
- 3. green
- 4. yellow (orange)
- 5. white (red)

wave.com4 11kW

sw grey (black)
 br brown
 gn green
 or yellow (orange)
 rt white (red)

FTS2				
sw	br	gn	or	rt
F2		WC4-H-H		
ws	ws	br	bl	ge/gn

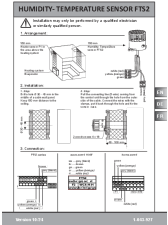
home.com4



1. green
2. yellow (orange)
3. grey (black)
4. brown
5. white (red)

Version 10/241-043-927

Documents / Resources



[SENTIOTEC FTS2 Humidity Temperature Sensor](#) [pdf] Instruction Manual

FTS2, 1-043-927, FTS2 Humidity Temperature Sensor, FTS2, Humidity Temperature Sensor, Temperature Sensor

References

- [User Manual](#)

Manuals+, Privacy Policy

This website is an independent publication and is neither affiliated with nor endorsed by any of the trademark owners. The "Bluetooth®" word mark and logos are registered trademarks owned by Bluetooth SIG, Inc. The "Wi-Fi®" word mark and logos are registered trademarks owned by the Wi-Fi Alliance. Any use of these marks on this website does not imply any affiliation with or endorsement.