



sentinel LightSensor E27 Light Bulb Socket with Motion Detection Instruction Manual

[Home](#) » [SENTINEL](#) » sentinel LightSensor E27 Light Bulb Socket with Motion Detection Instruction Manual 

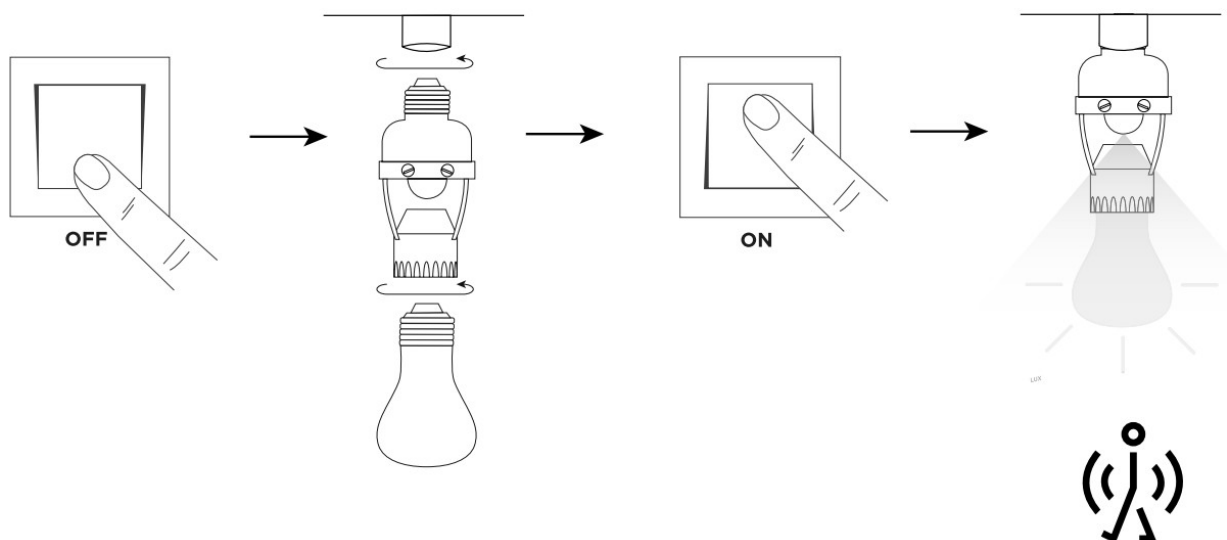


LightSensor E27
HCN0060

Contents

- [1 INSTALLATION](#)
- [2 SETTINGS](#)
- [3 Documents / Resources](#)
 - [3.1 References](#)
- [4 Related Posts](#)

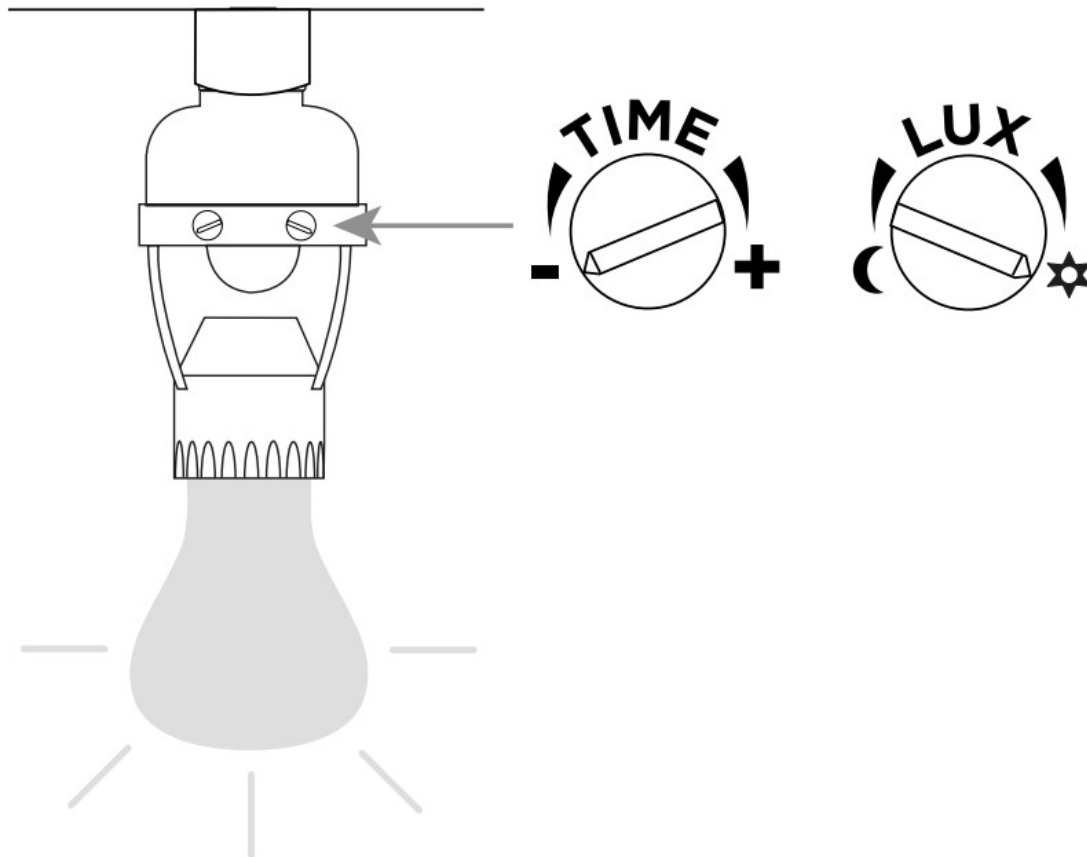
INSTALLATION




Installation height: 2 – 3.5 m

SETTINGS

First use



Place the TIME arrow on – and LUX on 

The light is turning on during 30 sec and turn off for the 1st time. The motion sensor is starting 5-10 sec just after. Adjust TIME and LUX according to the wished adjustments.



It is imperative to keep a proof of purchase during the whole warranty period.



For an individual answer, use our online chat on our website www.scs-sentinel.com

This manual is an integral part of your product. Keep it in a safe place for future reference. Use the equipment only for its intended purpose. Indoor use only. The appliance should not be exposed to dripping or splashing water. No objects filled with liquids, such as vases, should be placed near the appliance. Power down the product before every maintenance. Do not clean the appliance with abrasive or corrosive substances. Only use a soft cloth. Do not let children play with the product or with the packagings.




Don't throw order products with the household waste (garbage). The dangerous substances that they are likely to include may harm health or the environment. Make your retailer take back these products or use the selective collect of garbage proposed by your city.



110, rue Pierre-Gilles de Gennes
49300 Cholet – France
V.022024 – IndE

Documents / Resources

	sentinel LightSensor E27 Light Bulb Socket with Motion Detection [pdf] Instruction Manual LightSensor E27 Light Bulb Socket with Motion Detection, LightSensor E27, Light Bulb Socket with Motion Detection, Bulb Socket with Motion Detection, Socket with Motion Detection, Motion Detection
---	--

References

- [User Manual](#)

Manuals+ Privacy Policy

This website is an independent publication and is neither affiliated with nor endorsed by any of the trademark owners. The "Bluetooth®" word mark and logos are registered trademarks owned by Bluetooth SIG, Inc. The "Wi-Fi®" word mark and logos are registered trademarks owned by the Wi-Fi Alliance. Any use of these marks on this website does not imply any affiliation with or endorsement.