



SENSORWORX SWX-864-ELV-WH Single-Pole Phase Dimmer and Switch Owner's Manual

[Home](#) » [SENSORWORX](#) » [SENSORWORX SWX-864-ELV-WH Single-Pole Phase Dimmer and Switch Owner's Manual](#) 

SENSORWORX SWX-864-ELV-WH Single-Pole Phase Dimmer and Switch



Contents

- [1 OVERVIEW](#)
- [2 FEATURES](#)
- [3 SPECIFICATIONS](#)
- [4 ORDERING INFO](#)
- [5 WIRING](#)
- [6 INSTALLATION](#)
- [7 CUSTOMERS SUPPORT](#)
- [8 Documents / Resources](#)
 - [8.1 References](#)
- [9 Related Posts](#)

OVERVIEW

The SENSOR WORX phase dimmer provides manual dimming control of 120V lighting from a single location. With no minimum load requirements, this stand alone dimmer is perfect for any lighting zone. Additionally, at less than one inch deep, the unit is significantly shallower than typical dimmers. This results in less crowded wall boxes and quicker installation. All SENSOR WORX products are proudly made in the USA.

FEATURES

ELECTRICAL FEATURES

- Dims LED, CFL, ELV, & Incandescent Lighting Loads
- Selectable Reverse (default) and Forward Phase Dimming in Same Unit
- No Minimum Load Ratings – Relay Based Switching (i.e. non-Triac)
- Overload Protection Monitors & Protects Unit from Overheating

PHYSICAL FEATURES

- Enclosure is 25-40% Shallower than Other Dimmers (< 1" Depth into Wallbox)
- Modern Look and Individual Easy-Tap Buttons for On, Off, Raise, & Lower
- Matches Styling of other SWX Wall Devices
- Self-Grounding Mounting Strap
- Blue Locator LED when Lights are Off

OPERATIONAL FEATURES

- White LED Indicator Changes Intensity as Dim Level is Adjusted
- Configurable Dimming Parameters including High/Low Trims, & Turn on Levels
- Programmable Dimming Curves
- Settings are Adjustable without Removing Cover Plate
- Unit Retains Level Setting after Power Outage

SPECIFICATIONS

ELECTRICAL

OPERATING VOLTAGE

120VAC, Single Phase, 50/60 Hz

LOAD RATINGS

MAX: 150W CFL/LED 375W ELV 375W Incandescent/Halogen MLV (consult factory)

MIN: None

LOAD TYPES

Electronic Low Voltage LED Driver/Lamps CFL, Electronic/Magnetic Ballasts (Fluorescent) Tungsten (Incandescent) Halogen MLV (consult factory)

ESD IMMUNITY

Tested to withstand electrostatic discharge without damage or memory loss.

SURGE IMMUNITY

Tested to withstand surge voltages without damage or loss of operation.

NON-VOLATILE MEMORY

Saves all settings even if power is disrupted.

PHYSICAL

SIZE

2.74”H x 1.68”W x 1.39”D (6.96 x 4.27 x 3.53 cm) <1” Wallbox Mounting Depth

WEIGHT

4.5 oz

MOUNTING

Single Gang Switch Box

LED STATUS INDICATOR

Bi-color White & Blue

ENVIRONMENTAL

OPERATING TEMP

32°F to 86°F (0°C to 30°C) (for full load operation)

RELATIVE HUMIDITY

0-95% Non-Condensing Indoor Use Only

ORDERING INFO

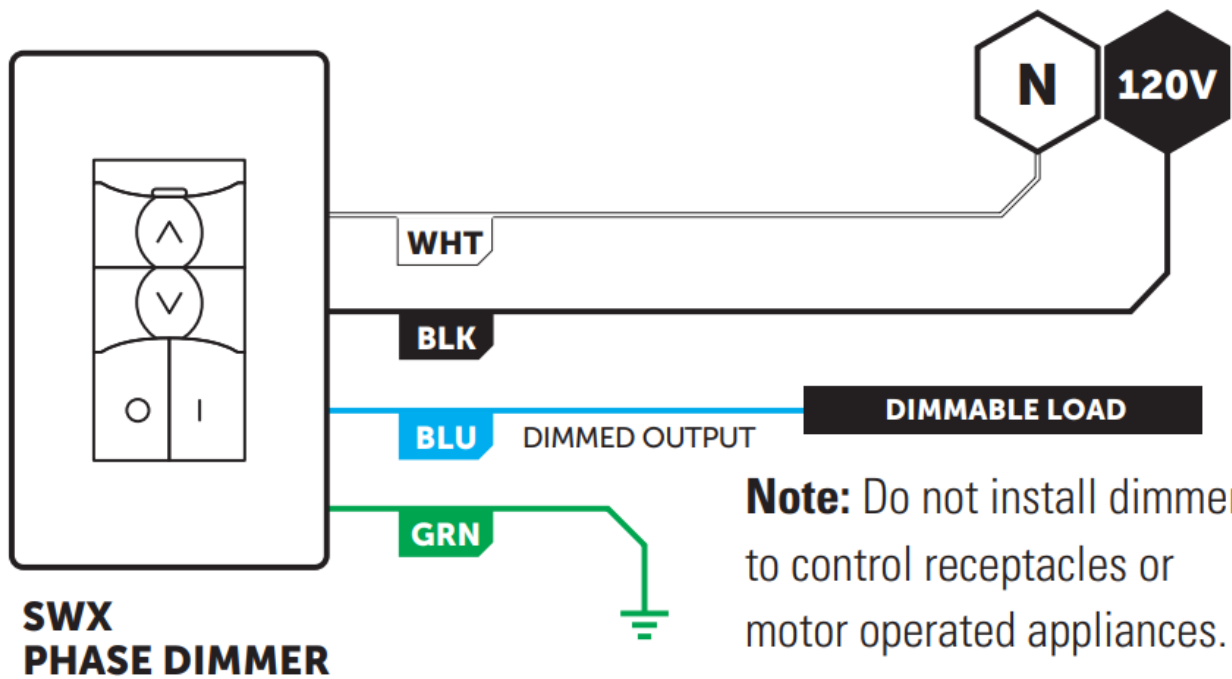
SAMPLE MODEL # SWX-864-ELV-WH

PRODUCT DESCRIPTION		COLOR*				PACKAGE COUNT	
SWX-864-ELV	Single-Pole Phase Dimmer & Switch, 120VAC – Reverse Phase (for Electronic Low Voltage/LED/CFL/ Incandescent/Halogen) or Forward Phase	White	– WH	Gray	GY	Single Pack	Blank
		Ivory	– IV	Black	BK	10 Pack**	-J10
		Light Almond	-LA				

ACCESSORY PART #		COLOR			PACKAGE COUNT	
SWX-199	Single Gang Wall Plate	White	Gray	– GY	10 Pack** –	J10
		Ivory	Black	– BK		
		Light Almond				

WIRING

DIMMING FROM A SINGLE LOCATION

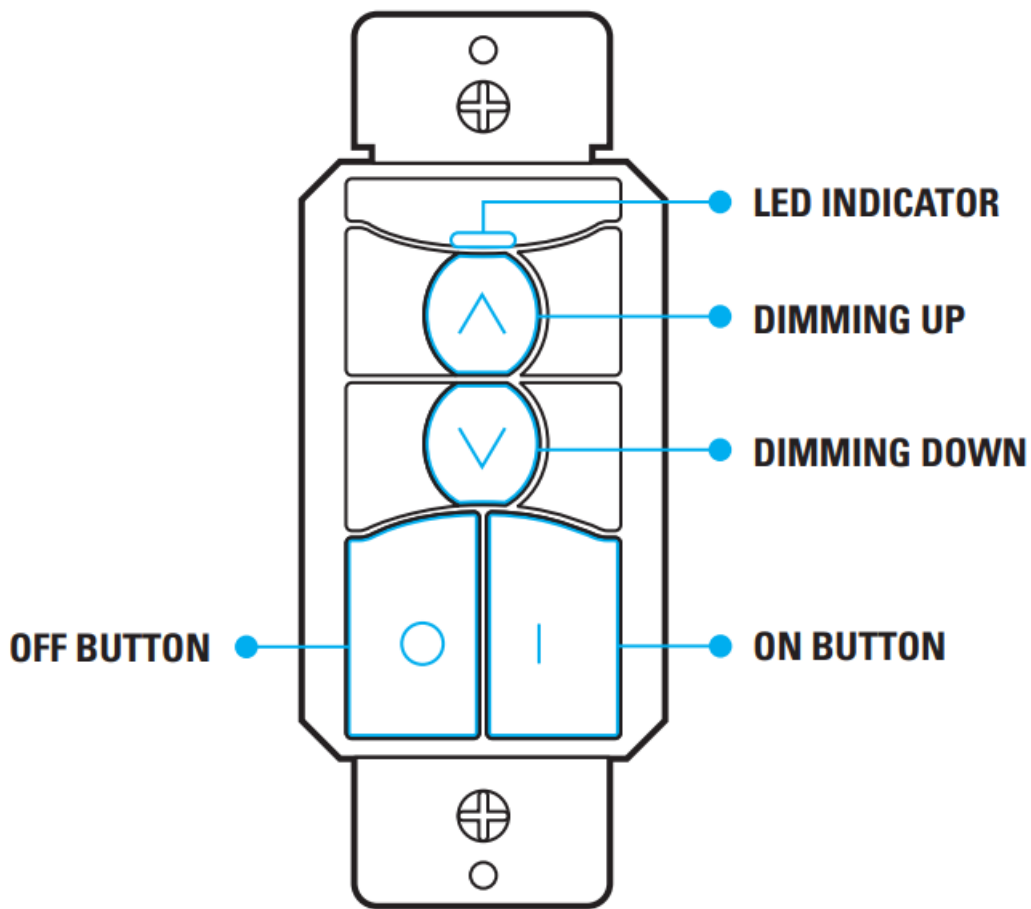


DIMMING FROM MULTIPLE LOCATIONS (e.g. 3-way)

This phase dimmer is not designed for installation or usage in multiway (e.g. 3-way) applications. For dimming in those applications, the SENSOR WORX wireless phase dimmer (model series SWX-874) and a wireless companion dimmer (model series SWX-854) is required.

INSTALLATION

SWX-864-ELV



- Designed to mount in 1-gang wall box with 3.28" hole spacing.
- Units can also share multiple gang wall boxes with other devices.
- Unit face is field removable in order to change colors. Contact factory for additional faces.


CUSTOMERS SUPPORT




SENSORWORX | 2a Research Parkway, Wallingford CT 06492
203.678.4224 | www.sensorworx.com

© 2022 BLP Technologies, Inc. All rights reserved.

Five-Year Limited Warranty.
Complete Warranty Terms Located at: sensorworx.com/warranty



Documents / Resources

	<p>SENSORWORX SWX-864-ELV-WH Single-Pole Phase Dimmer and Switch [pdf] Owner's Manual</p> <p>SWX-864, SWX-864-ELV-WH Single-Pole Phase Dimmer and Switch, SWX-864-ELV-WH, Single-Pole Phase Dimmer and Switch, Phase Dimmer and Switch, Dimmer and Switch, Dimmer, Switch</p>
---	---

References

- [SensorWorx Warranty/Guarantee - SENSORWORX](#)
- [SensorWorx - SENSORWORX](#)

Manuals+