



SensorBlue WS08D Smart Hygrometer User Guide

[Home](#) » [SensorBlue](#) » SensorBlue WS08D Smart Hygrometer User Guide 

SensorBlue WS08D Smart Hygrometer

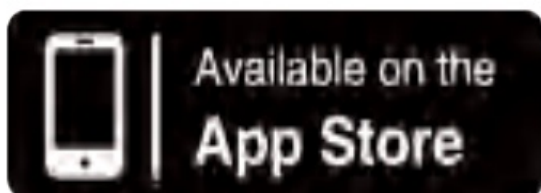


Contents

- [1 Download the APP](#)
- [2 How To Use](#)
- [3 FAQ](#)
- [4 FCC Statement](#)
- [5 Technical Specifications](#)
- [6 Documents / Resources](#)
 - [6.1 References](#)
- [7 Related Posts](#)


Download the APP

Free APP are available for both Android and iOS.



Before using the product, here is the 3 important points to keep the sensor accurate.

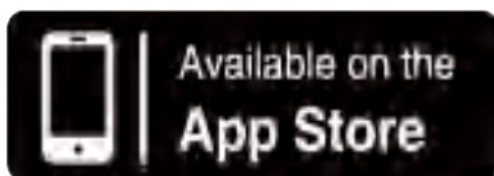
1. The APP will request the photo and file permission because you can use photo to help remembering the location. APP itself does not record any location history. Android user has to turn on location permission because Google makes the BLE and GPS in the same Commands. SensorBlue is a simple APP that doesn't need WiFi or GPS.
2. The sensor is an accurate humidity and temperature MEMS sensor. Please don't put it in the water.
3. The sensor detects the air temperature and humidity through the hole in the front, please don't cover it.



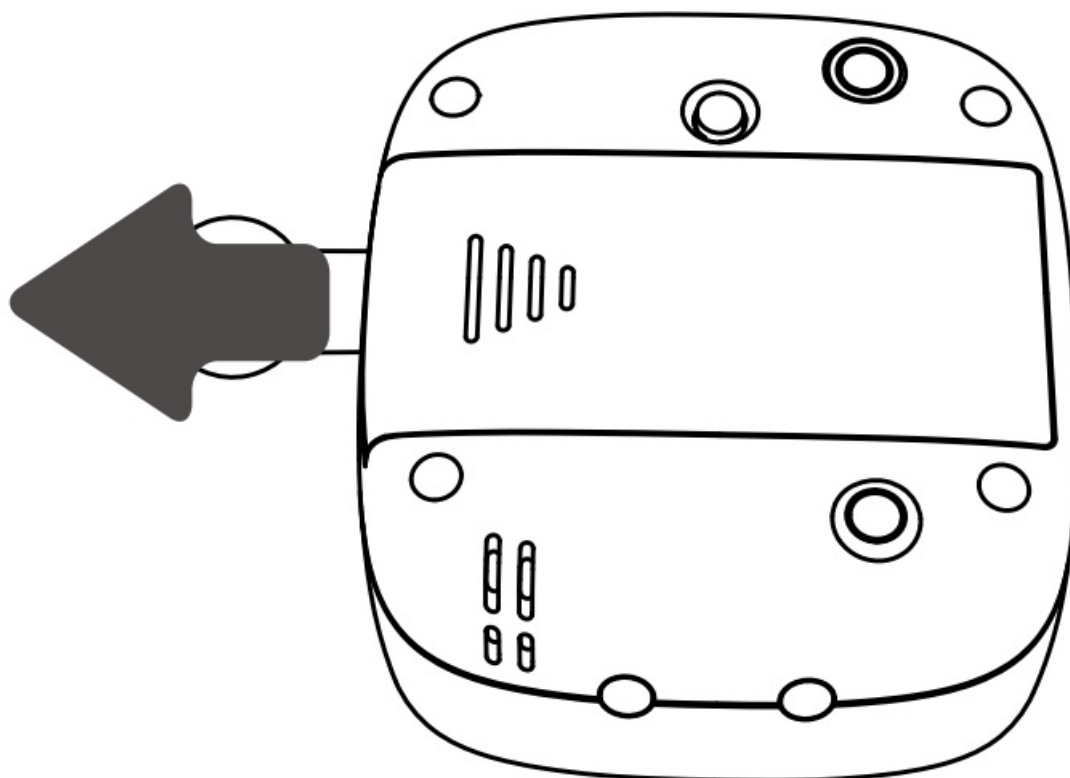
How To Use

Please follow the following steps to use the product.

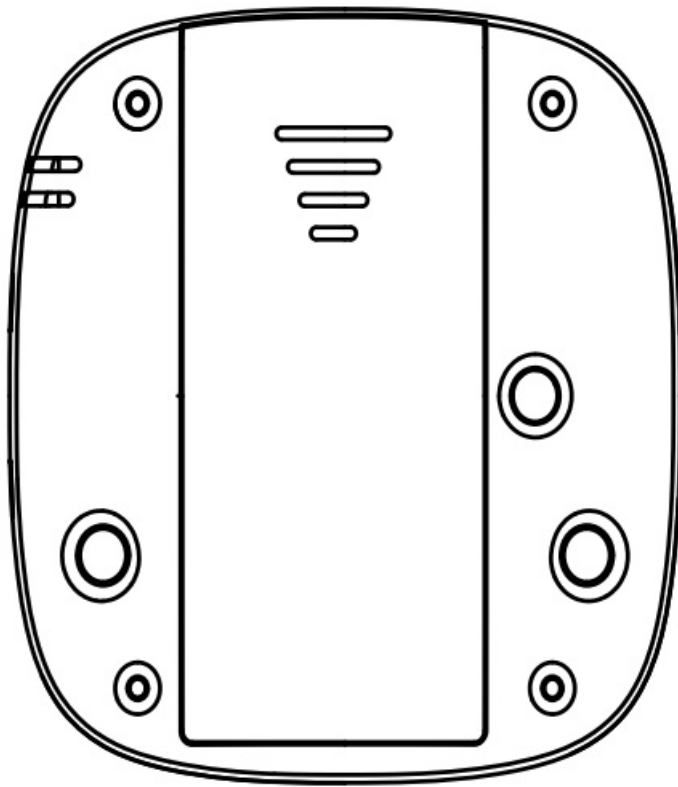
1. Please scan the QR code on the box or on the manual to download the APP.



2. Turn on the APP
3. Take off the battery sleeve, then the sensor starts to Work and it will show the real time temperature and humidity on the display screen.



4. **Long press** the pair button on the back side of the product to switch between C/F.

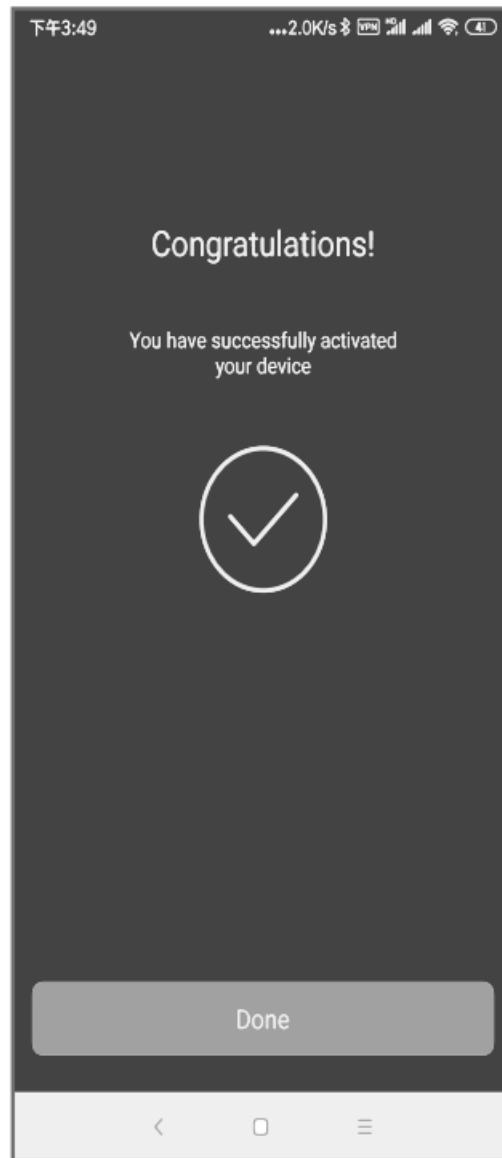
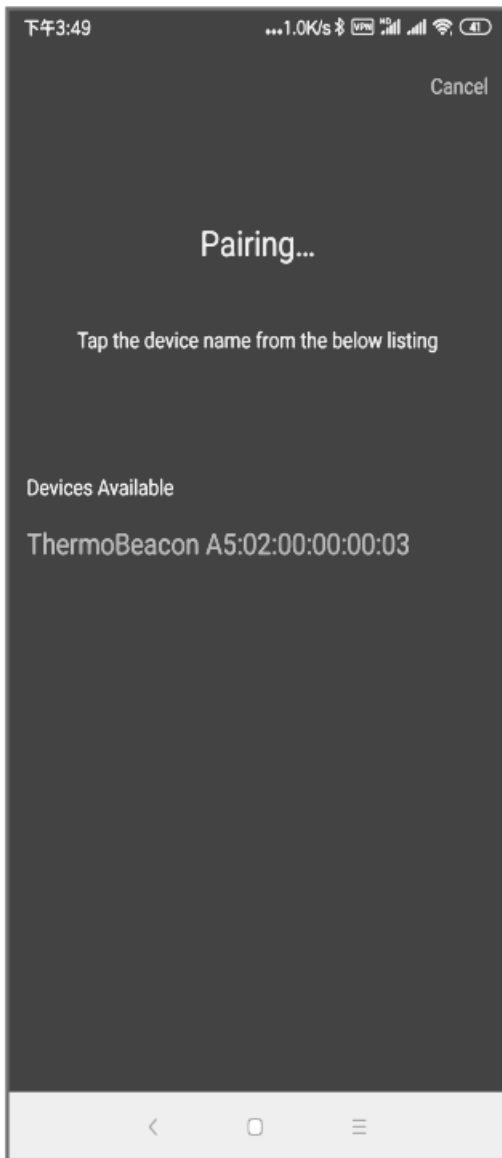


5. If you don't remember the place where you put the SMART HYGROMETER, please tap "Find it" on your phone screen, the SMART HYGROMETER will alert for 10 seconds when the APP finds it successfully.



6. Tap the "Add device" or "+" to add more hygrometer to the APP.
7. The APP is going to pair the device. After you press the button on the product, it will connect automatically.



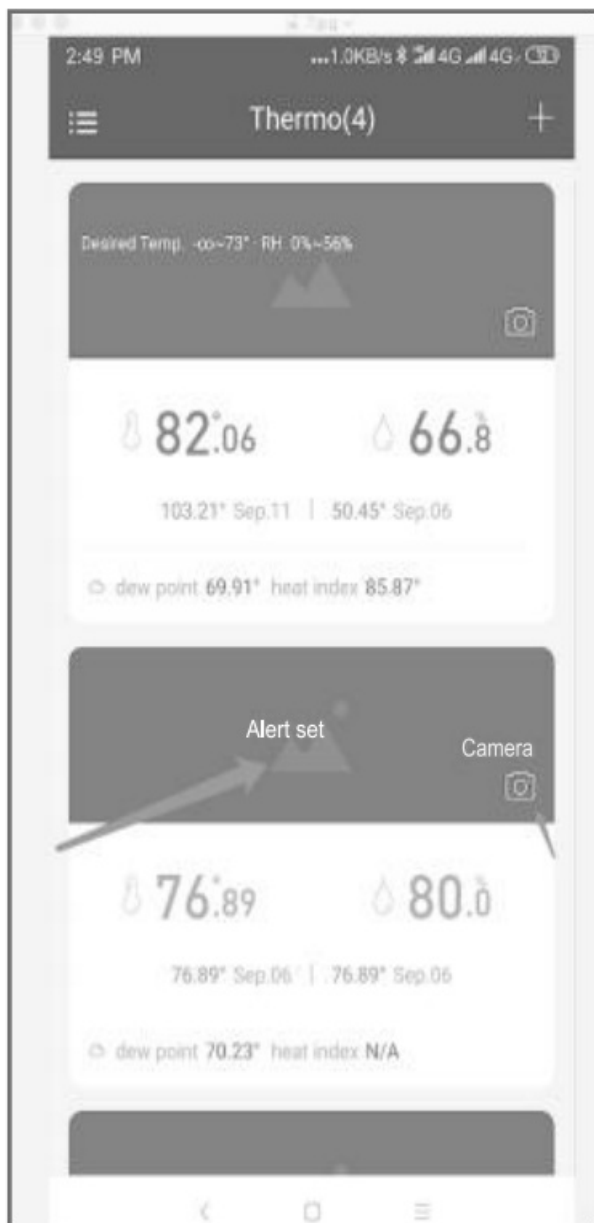


Note:

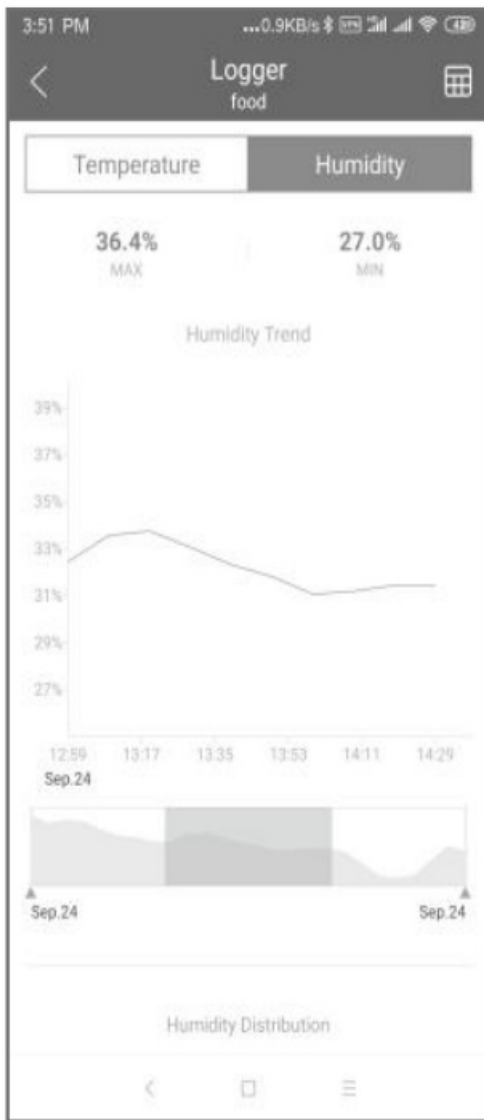
After pairing your smart hygrometer with SensorBlue APP, you can use the APP to check the temperature and humidity.

8. Tap the camera icon to take photos for the place where you put the sensor.

When you connect the hygrometer with APP, you can read the instant temperature data and humidity data on your phone.



9. For some of the model which with the buzzer alert on device, if the temperature or humidity is out off range, it will have the alert on the device. If you need to check the graphic or history, tape the temperature number or humidity number directly. Then you will see them.



Temperature	Humidity	Time
27.81°	59.1%	06:57PM
27.81°	60.4%	07:07PM
28.19°	58.9%	07:17PM
29.38°	58.4%	07:27PM
29.94°	58.2%	07:37PM
30.38°	57.8%	07:47PM
30.44°	57.9%	07:57PM
30.63°	58.1%	08:07PM
30.75°	58.8%	08:17PM
30.81°	59.7%	08:27PM
30.94°	59.9%	08:37PM
31.00°	60.1%	08:47PM
31.00°	60.2%	08:57PM

10. If you need to set up the alert, tape the photo area. And setup the range. Alert will happen on device if the temp is below or above the target. Alert will happen on device if the humidity is below or above the target.

FAQ

Q: The temperature and humidity data stuck, what is the problem?

A: This might be low battery, or the sensor broken. If you change a battery, still find this issue, please contact the seller.

Q: Can I output the history data?

A: Yes, you can output the history data in CSV format. You can use Excel or Google Sheet to open it.

Q: How many devices can I add in the app?

A: 100

Q: Why I cannot receive the data in the living room when I put them in the garage?

A: The sensor uses 2.4G frequency to transmitter the data. This frequency is hard to get through the hard wall.

Q: Why I can't pair it in the setting?

A: The sensor use BLE technology. You have to pair it from the APP.

Q: How many days will the history store in the device?

A: 100 days

Q: Can multiple user use the sensor at the same time?

A: Yes, no matter you are the iPhone Use or Android user. You can connect them at the same time and get the data.

Q: I change a new phone; how can I get the history back?

A: The history data is in the sensor for 100 days until you clear it or you change the battery. You can download it again.

FCC Statement

This equipment has been tested and found to comply with the limits for a Class B digital device, pursuant to Part 15 of the FCC Rules. These limits are designed to provide reasonable protection against harmful interference in a residential installation. This equipment generates uses and can radiate radio frequency energy and, if not installed and used in accordance with the instructions, may cause harmful interference to radio communications. However, there is no guarantee that interference will not occur in a particular installation. If this equipment does cause harmful interference to radio or television reception, which can be determined by turning the equipment off and on, the user is encouraged to try to correct the interference by one or more of the following measures:

- Reorient or relocate the receiving antenna.
- Increase the separation between the equipment and receiver.
- Connect the equipment into an outlet on a circuit different from that to which the receiver is connected.
- Consult the dealer or an experienced radio/TV technician for help.

This device complies with part 15 of the FCC Rules.

Operation is subject to the following two conditions: (1) This device may not cause harmful interference, and (2) this device must accept any interference received, including interference that may cause undesired operation. Changes or modifications not expressly approved by the party responsible for compliance could void the user's authority to operate the equipment.

FCC Radiation Exposure Statement:

This equipment complies with FCC radiation exposure limits set forth for an uncontrolled environment. This equipment should be installed and operated with minimum distance 20cm between the radiator & your body.

Technical Specifications


Temperature Range	-20-65°C(-4~150°F)
Humidity Range	0-100%RH
Accuracy	Temp: +-0.5°C/ 1°F Humidity: +-5.0%
Wireless Range	50 Meters
Free APP Control	Yes
Sensor Type	MEMS
Materials	ABS
Battery	2*AAA
Alarm	YES
History Memory Time	Every 10 Mins
Battery Life	About 1 Year

FC CE RoHS 

Model No.:WS08D Made in China

SensorBlue

Documents / Resources

	<p>SensorBlue WS08D Smart Hygrometer [pdf] User Guide WS08D Smart Hygrometer, WS08D, Smart Hygrometer, Hygrometer</p>
---	---

References

- [User Manual](#)

[Manuals+](#), [Privacy Policy](#)