



04-SENOA Blind and Light Controller User Guide

[Home](#) » [SENOA](#) » 04-SENOA Blind and Light Controller User Guide 

04-SENOA Blind and Light Controller



Contents

- 1 Important – Read before installing.
- 2 Using the Blind Controller.
- 3 Identifying the switches
- 4 Compatible Loads.
 - 4.1 Connect the wiring.
- 5 Multi-way Switching with Behaviour Link.
- 6 Pair and setup with Zimi.
- 7 Zimi Cloud Connect.
- 8 Want to learn more or need help?
- 9 Status Indicator.
- 10 Warranty
- 11 Customer Support
- 12 Documents / Resources
 - 12.1 References
- 13 Related Posts

Important – Read before installing.



Must only be installed by a LICENSED ELECTRICIAN to local wiring regulations.

Senoa devices must only be connected with the Active and Neutral from the same RCD.



Failure to follow these instructions can result in serious injury or death.

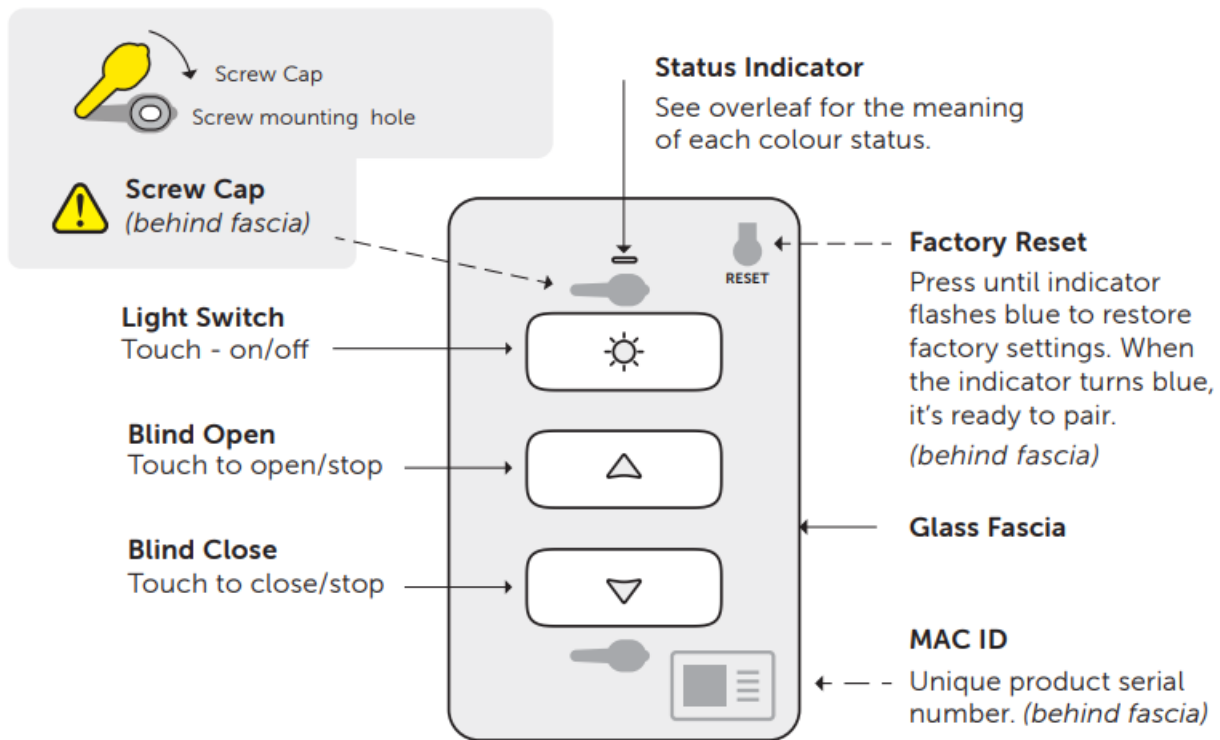
Surge protection is recommended at the main switchboard. Products damaged by power surges are not covered by warranty

Megger testing may lead to low readings due to electronic components so disconnect all electronic devices before taking a reading. Install the included warning sticker with circuit detail in the main electrical switchboard.

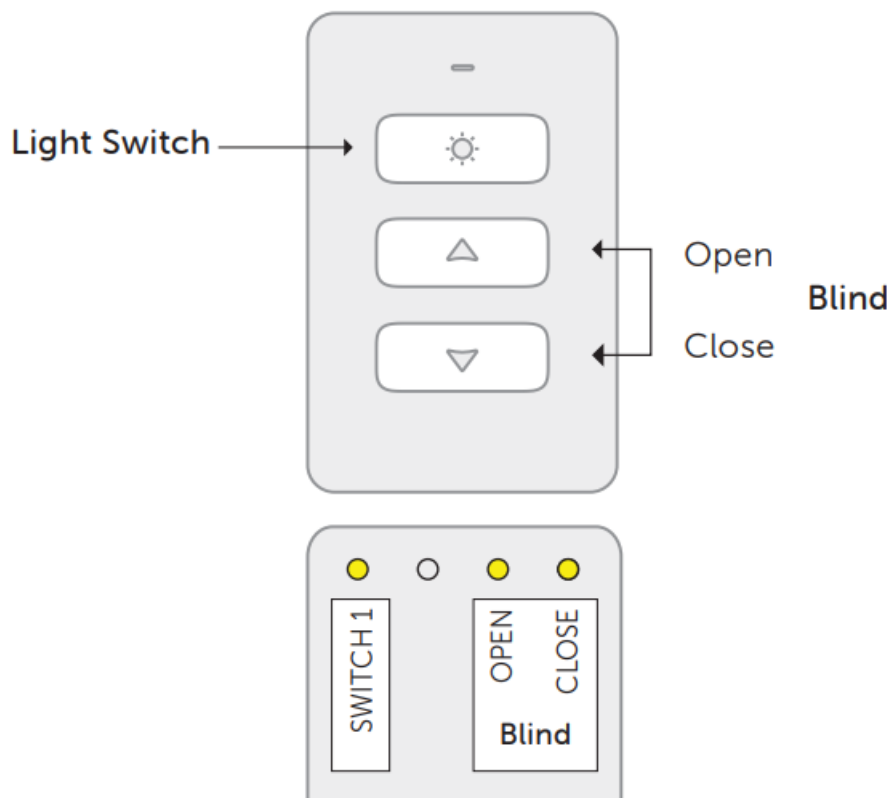
AVOID THE RISK OF ELECTRIC SHOCK

Once the product has been fastened to the wall, ensure the screw caps are inserted firmly into place over the screw mounting holes.






Using the Blind Controller.



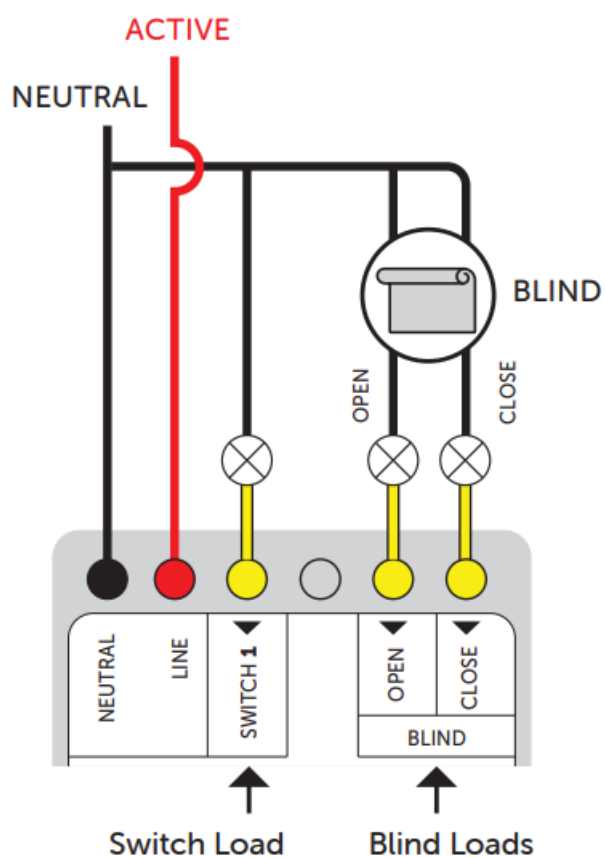
Identifying the switches



Compatible Loads.

BLIND	SWITCH	COMPATIBLE LOADS	
X	230W	LED	
X	5A	INCANDESCENT	
X	2AX	FLUORESCENT	
X	2A	ELECTRONIC TRANS.	
X	2A	IRON CORE TRANS.	
300W	M.20	SMALL MOTOR	

Connect the wiring.



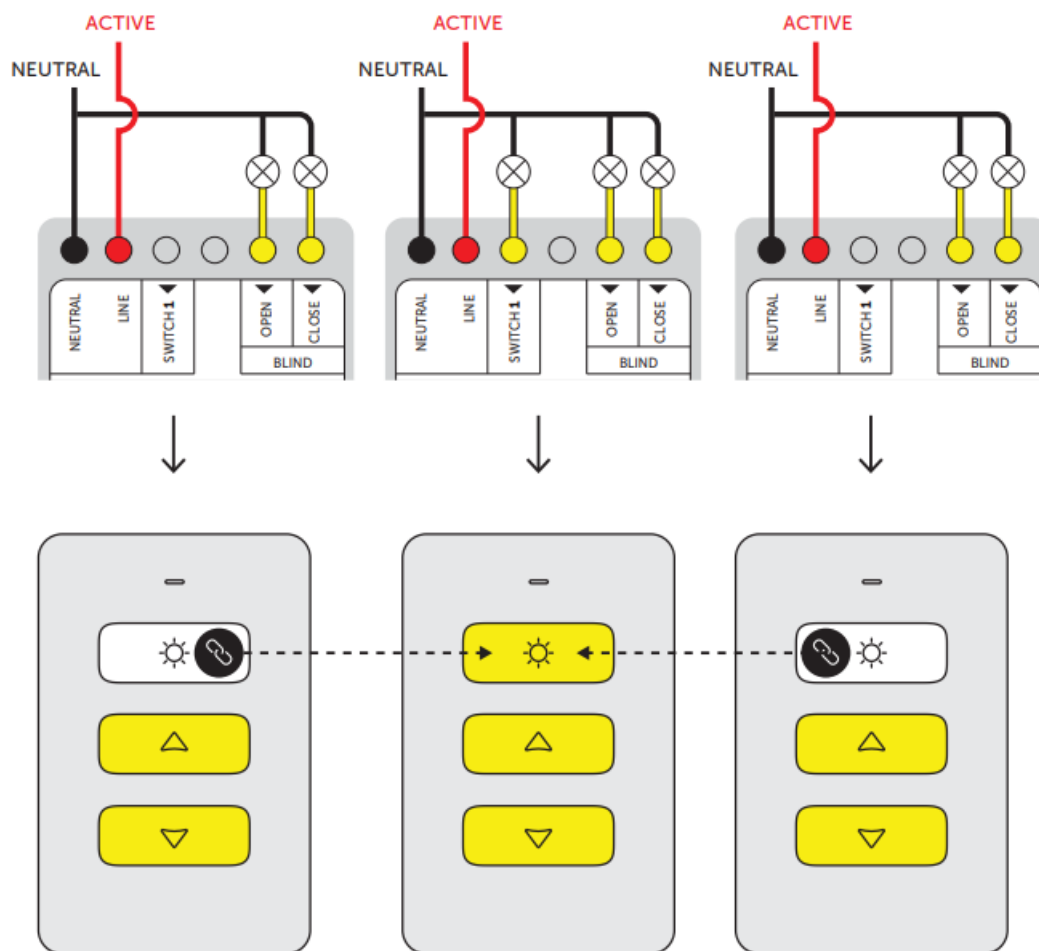
Multi-way Switching with Behaviour Link.



The '**Behaviour Link**' feature makes multi-way switching easy.

Any button **without a load** can be linked to a button with a load.

Use the Zimi app to create a new '**Behaviour Link**' or change the link later.



Multi-way switching.

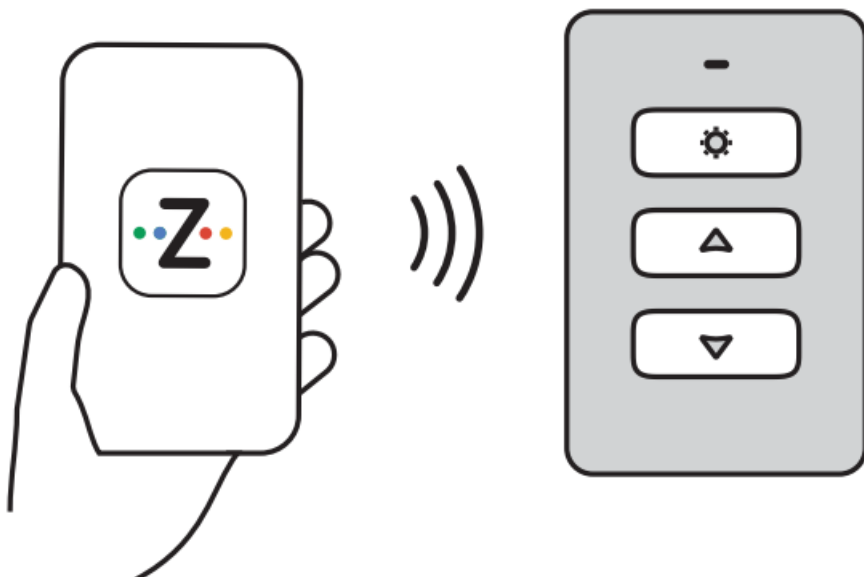
The SENOA Blind and Light Controller
SHOULD NOT be wired with any other type of switches.




Pair and setup with Zimi.



- Download the Zimi App.
- Choose 'Add Device'.

- Follow the on screen instructions.



<p>Download Zimi App.</p> <p>Point your phone camera at the QR code to open the app store.</p>		
		

Zimi Cloud Connect.

Enjoy the full experience with all your Zimi devices.





Remote access anywhere.



Voice control hands free.



Sunrise & Sunset schedules.

Want to learn more or need help?

Enjoy all the features to make your life easier. Visit our website for tips, tricks and help.

support.zimi.life



Blind Control

Open, close or stop at any height.



Timers & Schedules

Safety, security & convenience



Lighting







Make your lights smarter at the switch.



Behaviour Link

Control your blinds from another switch.

Status Indicator.

	Blue	Ready to pair. ‘Add device’ in Zimi to pair and complete setup
	White	Setup is complete. This device has been paired and setup completed.
	White pulsing	Action in progress. This lets you know an automatic function is being activated.
	Blue & White pulsing	Identify device. This shows the device is updating its settings.
	Red	Device problem. Please refer to support to resolve the problem.
	Off	Indicator is off. The status indicator can be turned o and on in settings.

Warranty

Manufacturer’s Warranty This product has been manufactured to the highest quality standards. This product is warranted to the original purchaser and is not transferable. The product is guaranteed to be free from defects in workmanship and parts for a period of 1 Year from the date of purchase. Defects that occur within this warranty period, under normal use and care will be repaired, replaced or refunded. The benefits conferred by this warranty are in addition to all other rights and remedies of the consumer under a Commonwealth, State and Territory laws in relation to the goods or services to which this warranty relates and Australian Consumer Law. Risk in regard to the product to be repaired shall at all times remain with the Purchaser. The warranty is given on the condition that the product to which it applies is used for the purpose and in the manner intended by its construction and for no other purposes whatsoever. Zimi Ltd shall not be responsible for damage of any kind, caused by accidents, power surges, electrical storm damage, incorrect power current, infestation (vermin or insect), incorrect installation, incorrect electricity or plumbing installation, improper use of controls or failure to use the unit in accordance with the operating instructions, general misuse or abuse or from normal wear and tear. Any attempt by an unauthorised person to repair or tamper with the equipment shall render the warranty null and void. Goods presented for repair under this warranty may be replaced by refurbished goods of the same type rather than being repaired. Refurbished parts may be used to repair the goods. Zimi Ltd’s liability under this warranty is limited to the replacement and/or repair of the defective parts within the warranty period and does not extend to installation or removal of the product. Acceptance of liability by Zimi Ltd contained herein is to the exclusion of any other remedy whatsoever and howsoever arising in respect of any equipment to which it applies.

Proof of Purchase Please keep your purchase docket or receipt as proof of purchase and as proof of the date on which the purchase was made. The purchase docket or receipt must be presented with the warranty when making a claim under this warranty. Failure to produce documentary proof of the date of original acquisition by the original Purchaser will result in a charge being levied for work done, labour and parts supplied. Likewise a charge will be made for any calls following warranty claim where no fault is found with the unit.

Service during the warranty period The first point of contact for product issues is the place of purchase. The

product must be returned to the original place of purchase for product repair, replacement or refund. Please ensure the product is properly packaged so as to ensure that no damage occurs to the product during transit and make sure that you have included an explanation of the problem. In the event of goods requiring repair under manufacturer's warranty the owner is responsible for the cost of transportation. Should the goods be found to be in sound working order the owner might be charged a fee. This warranty is given by Zimi Ltd, 14 Millennium Circuit, Helensvale, QLD 4212

Safety Warnings Read all instructions and safety information. All electrical work must only be undertaken after disconnection of the power by removing fuses or turning off the circuit breaker, to ensure all pole disconnection from the electrical supply. All electrical work must be carried out by a licensed and qualified electrician and in accordance to AS/NZS 3000 Wiring Rules and applicable local authority regulations. This product is not intended for use by persons (including children) with reduced physical, sensory or mental capabilities, or lack of experience and knowledge, unless they have been given supervision or instruction concerning use of the product by a person responsible for their safety. Young children should be supervised to ensure that they do not play with the unit. Do not cut or notch joists, beams and rafters to install the unit. Do not damage hidden electrical wiring or utilities when cutting. The product must be installed so that switches and other controls cannot be touched by a person in the bath or shower. Do not install the product in a location where water will splash onto it. Check and confirm that all connections are proper and secure to prevent causing property damages or injury. Do not install outdoor where it could be exposed to water or moisture (indoor use only).

Trademarks Zimi and SENOA and their respective logos are registered trademarks of Zimi Ltd. Google and Google Play are trademarks of Google LLC. Amazon, Alexa and all related logos are trademarks of Amazon.com, Inc. or its affiliates. Apple, the Apple logo, Apple Watch and iPhone are trademarks of Apple Inc., registered in the U.S. and other countries. App Store is a service mark of Apple Inc., registered in the U.S. and other countries.

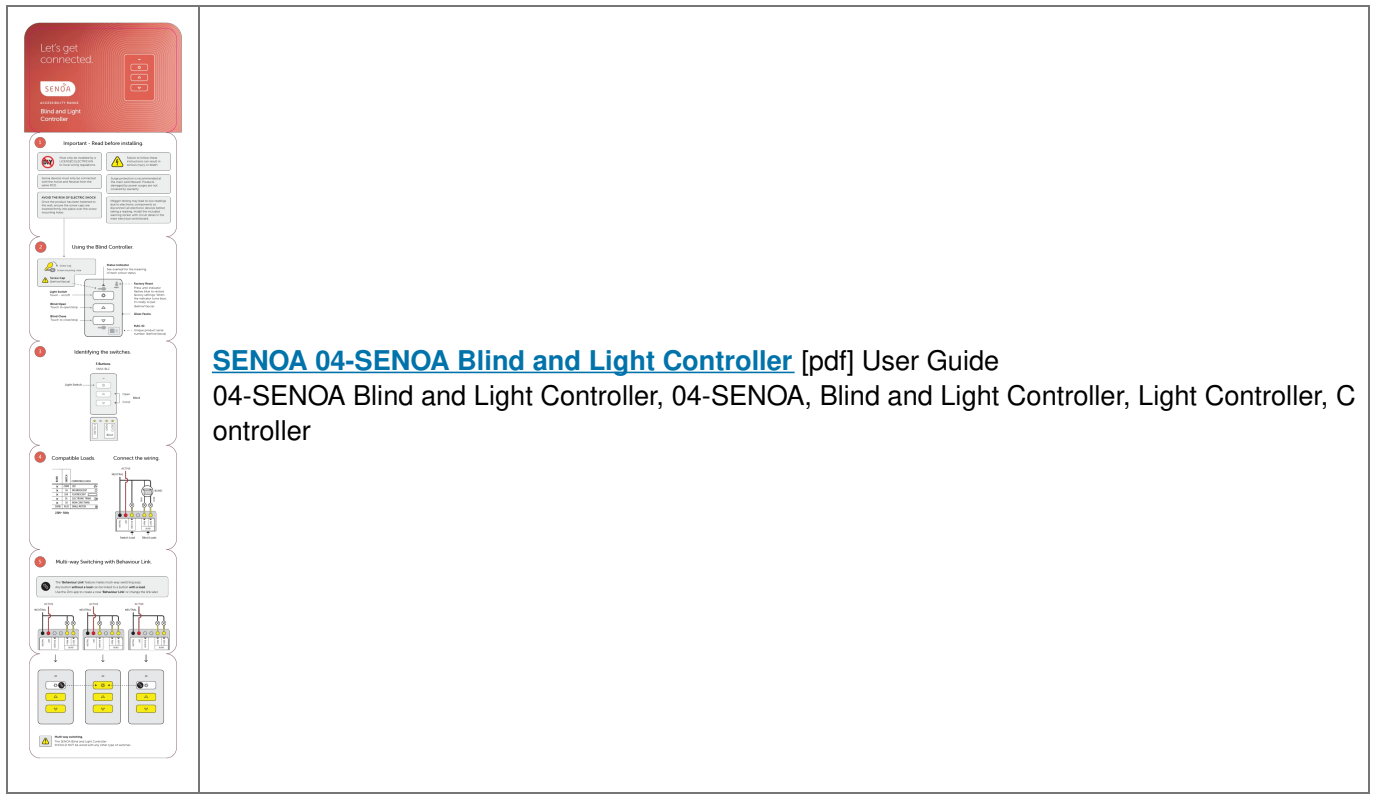
Copyright © 2022 Zimi Ltd. All rights reserved.

Customer Support

14 Millennium Circuit
Helensvale QLD 4212
Australia. www.zimi.life



Documents / Resources



[SENDA 04-SENDA Blind and Light Controller](#) [pdf] User Guide
04-SENDA Blind and Light Controller, 04-SENDA, Blind and Light Controller, Light Controller, C
ontroller

References

- [Amazon.com. Spend less. Smile more.](#)