




sengled ZM005 Zigbee Module User Manual

[Home](#) » [Sengled](#) » sengled ZM005 Zigbee Module User Manual 



ZM005 User Manual


Contents

- [1 Introduction](#)
- [2 Module samples](#)
- [3 General information](#)
- [4 FCC Certification Requirements.](#)
- [5 Canada Regulations:](#)
- [6 Caution](#)
- [7 IC statement](#)
- [8 Documents / Resources](#)
- [9 Related Posts](#)

Introduction

ZM005 is a cost-effective embedded ZIGBEE Low Energy module launched by sengled, CustomNodes QPG6095ZDTR13 technology, which are fully integrated System-on-Chips that integrate a 2.4 GHz, IEEE 802.15.4-2003-compliant transceiver, 32-bit ARM @ Cortex @ – M4 core, maximum working frequency of 64 MHzThe highest 512 kB flash and 64 kB of RAM12 channel peripherals reflection system, may realize the MCU peripheral autonomic interaction Integrated PA, TX power up to 10 dBm (2.4 GHz) powerful peripherals, QFN40 6×6 mm package.

Module samples



General information

1. At 2.4 GHz (250 Kbps O-QPSK DSSS), the Rx current is 3 mA
2. A combination of 64 MHz ARM Cortex-M4 and a high-performance 2.4 GHz radio is designed for IoT connectivity Provide industry-leading energy-saving wireless SoC
3. Built-in 64kBytes SRAM, 512KBytes Flash
4. Single power supply 1.8 to 3.6V
5. supported with 10dBm maximum TX power
6. 10 golden-finger pins are easy installation with PCB-Through-PCB
7. Compact size 24*17
8. PCB antenna
9. Sengled Zigbee Module

FCC Certification Requirements.

According to the definition of mobile and fixed device is described in Part 2.1091(b), this device is a mobile device. And the following conditions must be met:

1. This Modular Approval is limited to OEM installation for mobile and fixed applications only. The antenna installation and operating configurations of this transmitter, including any applicable source-based time-averaging duty factor, antenna gain and cable loss must satisfy MPE categorical Exclusion Requirements of 2.1091.
2. The EUT is a mobile device; maintains at least a 20 cm separation between the EUT and the user's body and must not transmit simultaneously with any other antenna or transmitter.

3. A label with the following statements must be attached to the host end product: This device contains FCC ID: 2AGN8-ZM005.
4. This module must not transmit simultaneously with any other antenna or transmitter.
5. The module is limited to OEM installation ONLY.
6. The OEM integrator is responsible for ensuring that the end-user has no manual instructions to remove or install module.
7. The host end product must include a user manual that clearly defines operating requirements and conditions that must be observed to ensure compliance with current FCC RF exposure guidelines.

For portable devices, in addition to the conditions 3 through 6 described above, a separate approval is required to satisfy the SAR requirements of FCC Part 2.1093

If the device is used for other equipment that separate approval is required for all other operating configurations, including portable configurations with respect to 2.1093 and different antenna configurations.

For this device, OEM integrators must be provided with labeling instructions of finished products. Please refer to KDB784748 D01 v07, section 8. Page 6/7 last two paragraphs:

A certified modular has the option to use a permanently affixed label, or an electronic label. For a permanently affixed label, the module must be labeled with an FCC ID – Section 2.926 (see 2.2 Certification (labeling requirements) above). The OEM manual must provide clear instructions explaining to the OEM the labeling requirements, options and OEM user manual instructions that are required (see next paragraph).

For a host using a certified modular with a standard fixed label, if (1) the module's FCC ID is not visible when installed in the host, or (2) if the host is marketed so that end users do not have straightforward commonly used methods for access to remove the module so that the FCC ID of the module is visible; then an additional permanent label referring to the enclosed module: "Contains Transmitter Module FCC ID: 2AGN8-ZM005" or "Contains FCC ID: 2AGN8-ZM005" must be used. The host OEM user manual must also contain clear instructions on how end users can find and/or access the module and the FCC ID.

The final host / module combination may also need to be evaluated against the FCC Part 15B criteria for unintentional radiators in order to be properly authorized for operation as a Part 15 digital device.

The user's manual or instruction manual for an intentional or unintentional radiator shall caution the user that changes or modifications not expressly approved by the party responsible for compliance could void the user's authority to operate the equipment. In cases where the manual is provided only in a form other than paper, such as on a computer disk or over the Internet, the information required by this section may be included in the manual in that alternative form, provided the user can reasonably be expected to have the capability to access information in that form.

This device complies with part 15 of the FCC Rules. Operation is subject to the following two conditions: (1) This device may not cause harmful interference, and (2) this device must accept any interference received, including interference that may cause undesired operation.

Changes or modifications not expressly approved by the manufacturer could void the user's authority to operate the equipment.

To ensure compliance with all non-transmitter functions the host manufacturer is responsible for ensuring compliance with the module(s) installed and fully operational. For example, if a host was previously authorized as an unintentional radiator under the Declaration of Conformity procedure without a transmitter certified module and a module is added, the host manufacturer is responsible for ensuring that after the module is installed and operational the host continues to be compliant with the Part 15B unintentional radiator requirements.

Canada Regulations:

This device complies with Industry Canada's licence-exempt RSSs. Operation is subject to the following two conditions:

- (1) This device may not cause interference; and
- (2) This device must accept any interference, including interference that may cause undesired operation of the device.

Caution


This transmitter must not be co-located or operating in conjunction with any other antenna or transmit-ter. This equipment should be installed and operated with a minimum distance of 20 centimeters between the radiator and your body

IC statement

The host product shall be properly labelled to identify the modules within the host product.
The Innovation, Science and Economic Development Canada certification label of a module shall be clearly visible at all times when installed in the host product; otherwise, the host product must be labelled to display the Innovation, Science and Economic Development Canada certification number for the module, preceded by the word “Contains” or similar wording expressing the same meaning, as follows: “Contains IC: 20888-ZM005” or “where: 20888-ZM005 is the module’s certification number”.

“Contient IC: 20888-ZM005” ou “où: 20888-ZM005 est le numéro de certification du module”.
A label with the following statements must be attached to the host end product: This device contains IC: 20888-ZM005.

Documents / Resources

	sengled ZM005 Zigbee Module [pdf] User Manual ZM005, 2AGN8-ZM005, 2AGN8ZM005, ZM005 Zigbee Module, Zigbee Module
--	---