

SENDUM PT300D Package Tracker User Manual

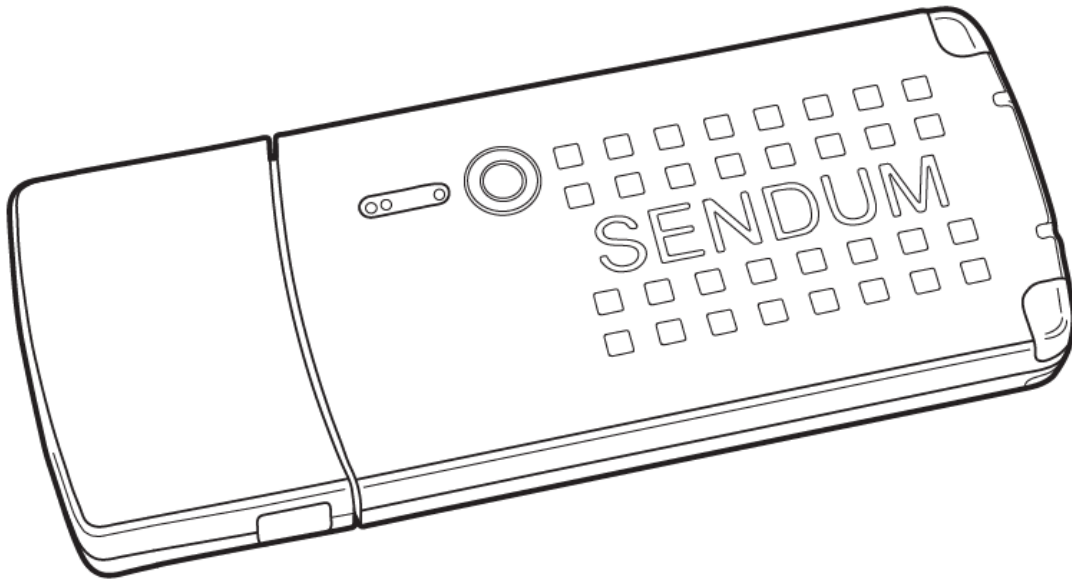
[Home](#) » [SENDUM](#) » SENDUM PT300D Package Tracker User Manual 

Contents

- [1 SENDUM PT300D Package Tracker](#)
- [2 Introduction](#)
- [3 What's in the Box](#)
- [4 Diagram](#)
- [5 Battery Tips](#)
- [6 Safety, Care, and Handling](#)
- [7 LED Light Indications](#)
- [8 FCC Compliance](#)
- [9 Documents / Resources](#)
 - [9.1 References](#)
- [10 Related Posts](#)

SENDUM

SENDUM PT300D Package Tracker

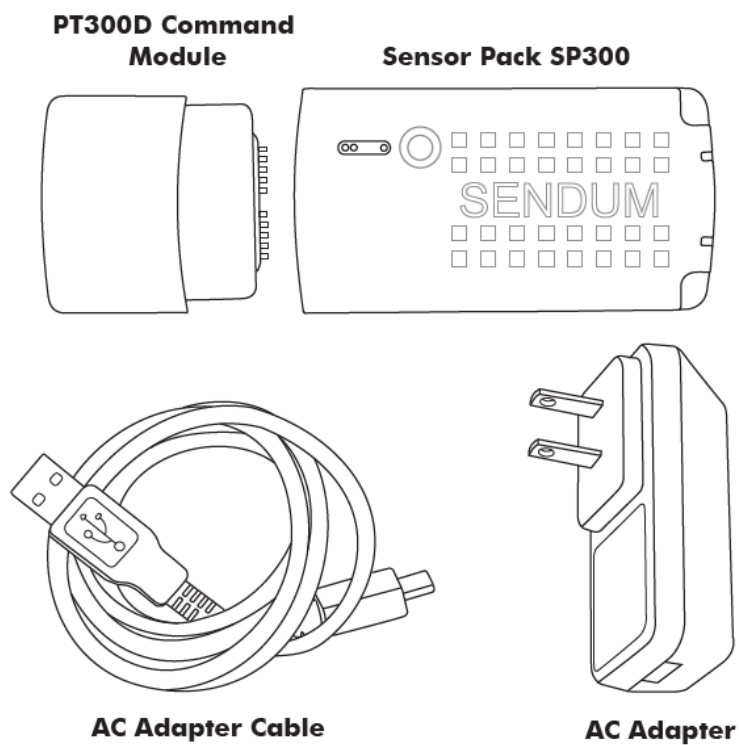


Introduction

The PT300D (in combination with the SP300 Sensor Pack) monitors and reports real-time location and sensor data.

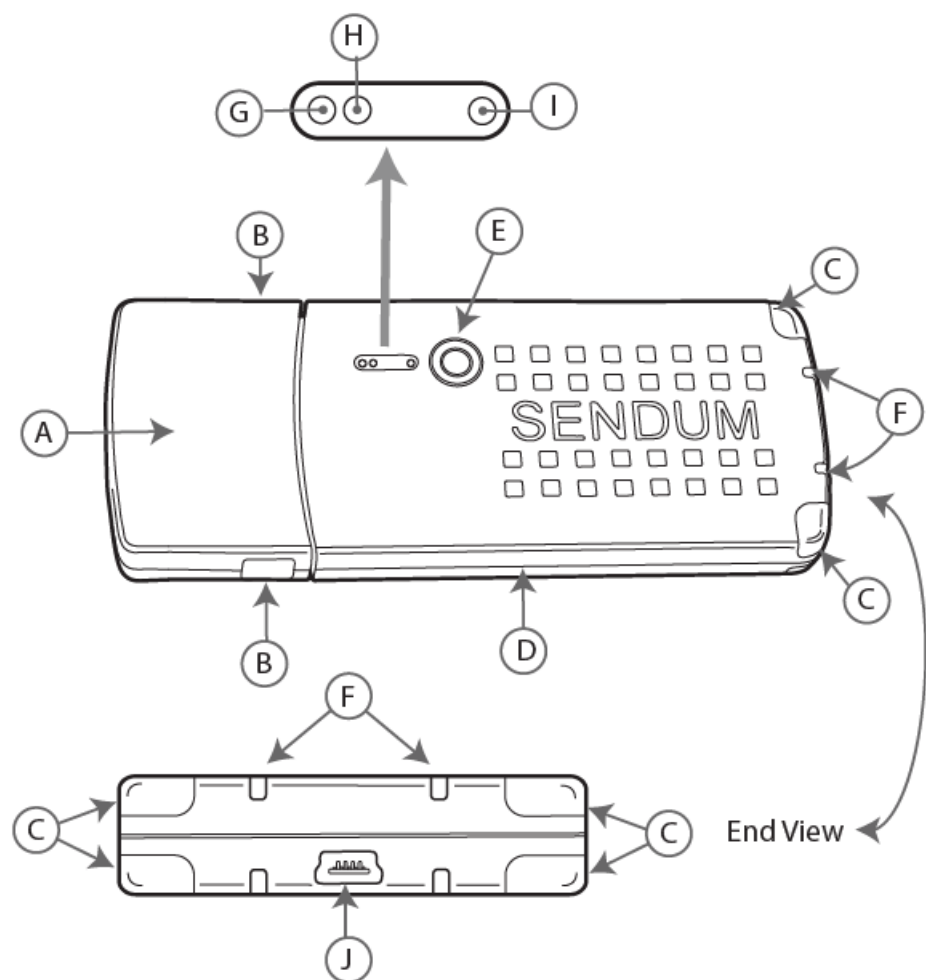
The device is powered by a long-life lithium-ion battery and has been designed for worldwide operation. Sensors include temperature, relative humidity, pressure, motion, shock, vibration, orientation, light, and battery level.

What's in the Box



All of these components should be in your original PT300D product package.

Diagram

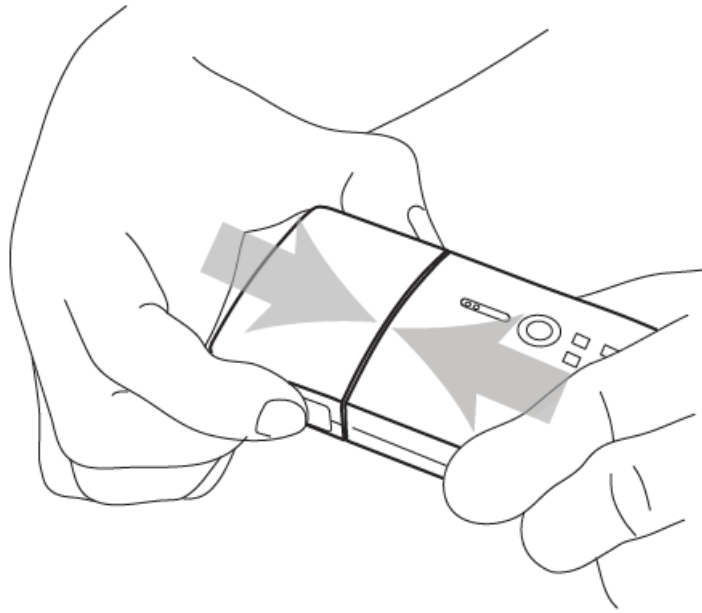


A	PT300D Command Module	F	Atmospheric Vents for Sensors
B	Module Release Buttons (2)	G	Network LED
C	Light Detectors (Ambient, Infrared)	H	Battery LED
D	SP300 Sensor Pack	I	Charger LED
E	Status Button (Touch-Sensitive)	J	Mini-USB Connector

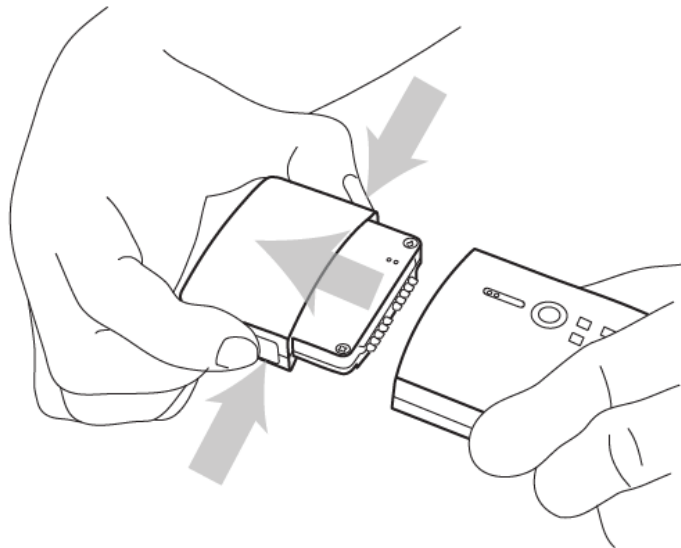
NOTE: The SP300 Sensor Pack contains the battery used to power the PT300D.

Connecting the Modules

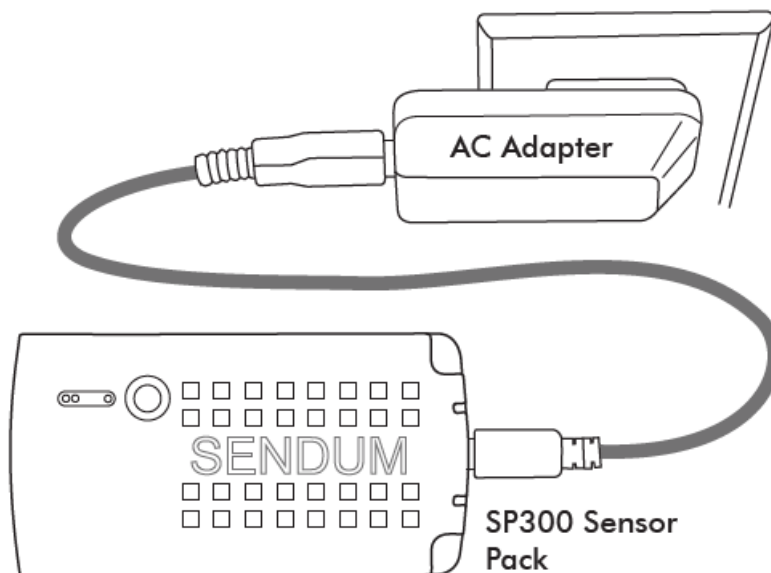
The PT300D Command Module and SP300 Sensor Pack are designed to work together. To connect them, simply slide the Sensor Pack into the PT300D Command Module using the guiding tabs until you hear a confirming “Click” sound.



To remove the Command Module, squeeze the two tabs on the side of the device, then pull the module out of the Sensor Pack.



In order to use your PT300D, you'll need to have the battery in your Sensor Pack fully charged. To do this, simply plug the supplied AC Adapter and cable into any standard electrical receptacle. A full charge can take up to nine hours.



Battery Tips

The Sensor Pack contains the PT300D battery. Battery life depends on such factors as the network, signal strength, temperature, configuration, and the accessories you use.

- Always use Sendum original batteries and battery chargers. The warranty does not cover damage caused by non-Sendum batteries or chargers.
- New batteries or batteries stored for a long time may take more time to charge.
- When charging your battery, keep it near room temperature.
- When storing your battery, keep it uncharged in a cool, dark, dry place, such as a refrigerator.
- Never expose batteries to temperatures below -20°C or above 65°C.
- It is normal for batteries to lose capacity over time. If you notice a change in your battery life, it is probably time to purchase a new battery.

NOTE: Never dispose of batteries in a fire because they may explode.

Before using your device, please read the battery safety information in the “Safety, Care, and Handling” section.

Safety, Care, and Handling

- This device contains sensitive electronic components.
- Do not puncture or crush.
- Do not drop or expose to violent impact or shock. This can cause mechanical damage.
- Do not place in contact with liquids.
- Do not store or transport flammable liquids, gases, or explosive materials in the same compartment as your PT300D or any of its accessories.
- Do not incinerate. Never attempt to dispose of your device by throwing it into a fire.
- Only charge with charger purchased with device. Use of incompatible equipment could result in fire, electric shock, or bodily injury.
- Do not charge in moist environments or if the charger cables are damaged.
- Do not subject product to prolonged heat or high temperatures. This can cause heat damage to the plastic components, the electronic components, and the battery.
- Never use harsh chemicals, cleaning solvents, or strong detergents to clean your device.

Product Contains a Lithium Battery

The lithium-ion battery used in the PT300D is in compliance with IATA Dangerous Goods Regulations, Packing Instruction 967.

Disposal and Recycling

Regulations and laws about disposal of products with lithium-ion batteries vary from country to country as well as by state and local governments. Please check local laws and regulations before disposing of the PT300D or contact your local recycling center.

Operating Environment

- For active use, the PT300D is rated for – 20° C to +65° C / -4° F to +140° F and <95% RH (non-condensing).
- Do not charge battery below 0° C (32° F).

LED Light Indications

LED	Status	Description
Network	Green	Device in carrier coverage area
	Green (Blinking)	Device in Aircraft Mode
	Red	Device out of carrier coverage area
	Red (Blinking)	Device in No Coverage Mode. Note that the device will automatically go into No Coverage Mode if it is out of coverage for a period of time.
Battery	Green	Battery charge level near full (80%+)
	Red	Battery needs recharging
	Red (Blinking)	Battery charge level good (approximately 20-80%)
Charger	Red	Battery is charging
	Green	Battery charging is complete

NOTE: The Network and Battery LEDs only display status under the following two conditions: 1) initially when the device is powered up, and 2) after the Status button is pressed.

FCC Compliance

NOTE: Nearly every electronic device is susceptible to RF energy interference from external sources if inadequately shielded, designed, or otherwise configured.

This product complies with Part 15 Class B of the FCC Rules. Operation is subject to the following two conditions:

1. This device may not cause harmful interference, and
2. this device must accept any interference received, including interference that may cause undesired operation.

This device contains the following FCC IDs:

1. XMR201906EG21G
2. XPYANNAB1
3. XPYNINAW13

This device contains the following IC IDs:

1. 8595A-ANNAB1
2. 8595A-NINAW13
3. 10224A-201906EG21G

NOTE: Sendum (the “Grantee”) is not responsible for any changes or modifications not expressly approved by

Sendum for compliance. Such modifications could void the user's authority to operate the equipment.

NOTE: This equipment has been tested and found to comply with the limits for a Class B digital device, pursuant to Part 15 of the FCC Rules. These limits are designed to provide reasonable protection against harmful interference in a residential installation. This equipment generates, uses and can radiate radio frequency energy and, if not installed and used in accordance with the instructions, may cause harmful interference to radio communications. However, there is no guarantee that interference will not occur in a particular installation. If this equipment does cause harmful interference to radio or television reception, which can be determined by turning the equipment off and on, the user is encouraged to try to correct the interference by one or more of the following measures:

- Reorient or relocate the receiving antenna.
- Increase the separation between the equipment and receiver.
- Connect the equipment into an outlet on a circuit different from that to which the receiver is connected.
- Consult the dealer or an experienced radio/TV technician for help

This device complies with Industry Canada's license-exempt RSS. Operation is subject to the following two conditions:

1. This device may not cause interference; and
2. This device must accept any interference, including interference that may cause undesired operation of the device.

Sendum Wireless Corporation
4500 Beedie Street, Burnaby, BC V5J 5L2 www.sendum.com

Documents / Resources

	<p>SENDUM PT300D Package Tracker [pdf] User Manual EG21G, TS5-EG21G, TS5EG21G, PT300D Package Tracker, PT300D, SP300, Package Tracker</p>
-------------------------------------------------------------------------------------	---------------------------------------------------------------------------------------------------------------------------------------------------------------

References

- [Sendum | Real-time Advanced Therapy Platform](#)