



SENA EXPAND MESH Bluetooth Headset with Mesh Intercom User Guide

[Home](#) » [Sena](#) » SENA EXPAND MESH Bluetooth Headset with Mesh Intercom User Guide 

SENA

EXPAND MESH BLUETOOTH®
HEADSET WITH MESH INTERCOM™



Contents

- 1 [Downloadable Sena Software](#)
- 2 [Product Details](#)
- 3 [Basic Operations](#)
- 4 [Using the Phone](#)
- 5 [Mesh Intercom™](#)
- 6 [Open Mesh](#)
- 7 [Configuration Menu](#)
- 8 [Troubleshooting](#)
- 9 [Quick Reference](#)
- 10 [Documents / Resources](#)
 - 10.1 [References](#)

Downloadable Sena Software

Download the Sena Outdoor App at Google Play Store or App Store.



Sena Outdoor

- Device configuration setting

Download the following items at sena.com.

Sena Device Manager

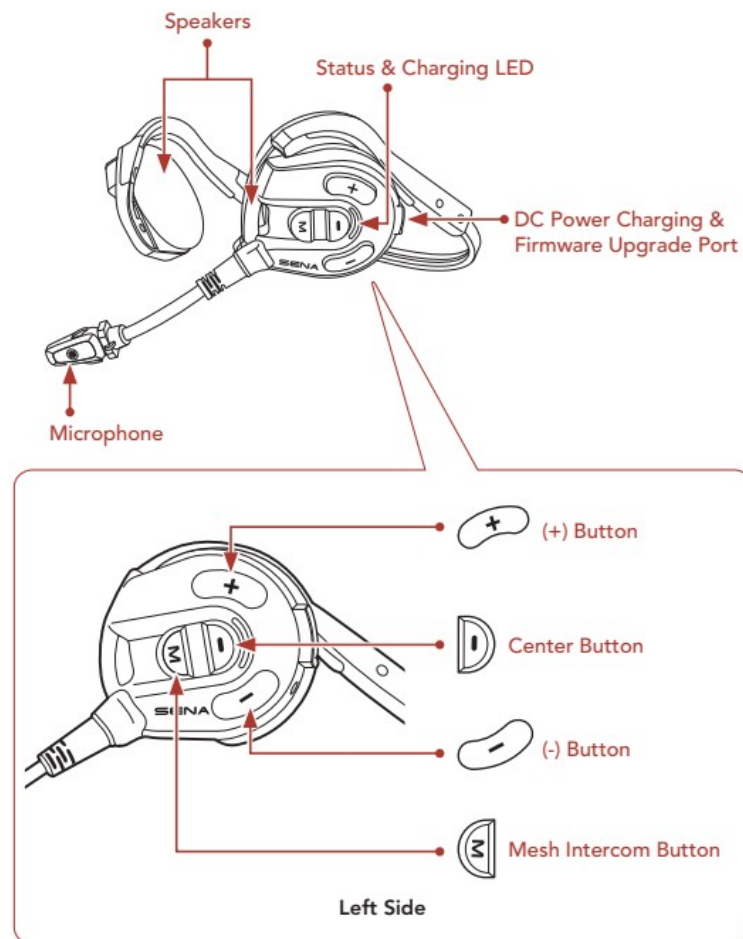
- Firmware upgrade
- Device configuration setting



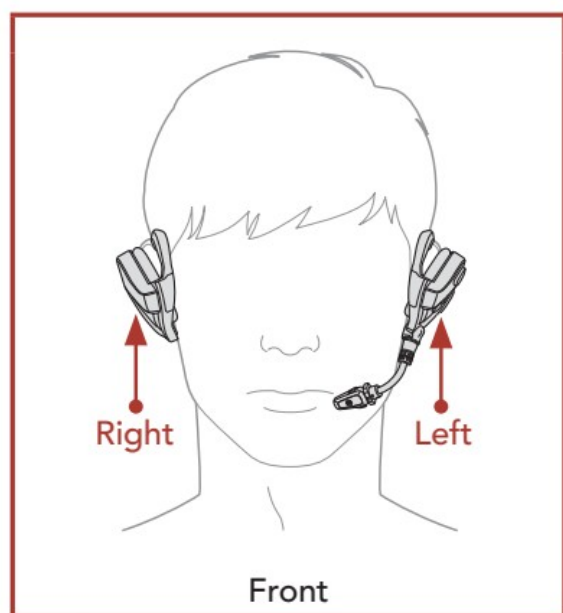
Quick Start Guide,
User's Guide

Follow us on Facebook, YouTube, Twitter and Instagram to check the latest information and helpful tips.

Product Details



Wearing the Headset



Icon Legend



Tap button the specified number of times



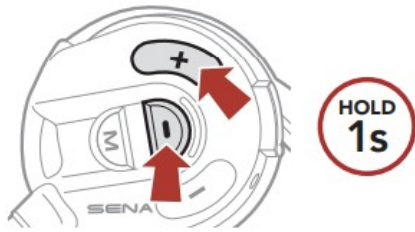
Press and Hold button for the specified amount of time



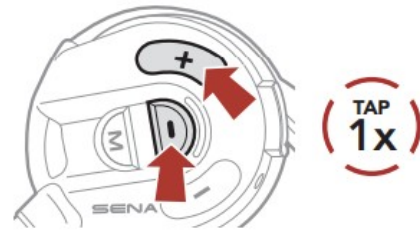
"Hello" Audible prompt

Basic Operations

Powering On



Powering Off



Volume Up





Volume Down



Checking the Battery Level

Powering On

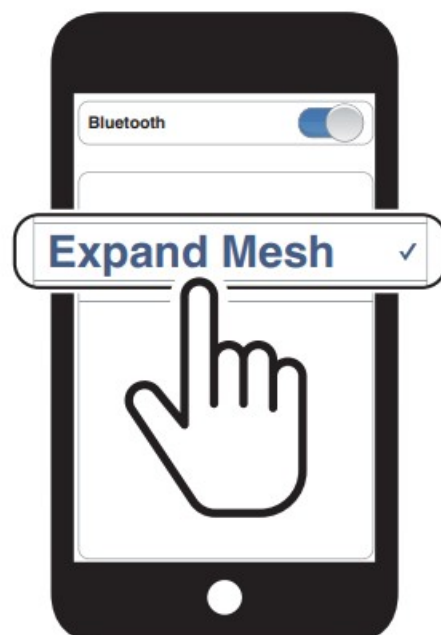


Phone Pairing



Blinking  
 "Phone pairing"

Select Expand Mesh in the list of Bluetooth devices detected.



- The headset will enter the Phone Pairing mode automatically when you initially turn on the headset.
- For more information on phone pairing, refer to the User's Guide.

Using the Phone

Answer a Call



End a Call



Reject a call



Call a Voice Assistant



Music Control

Play/Pause



Track forward



Track backward



Mesh Intercom™

Open Mesh™: communication within the same channel.

Group Mesh™: communication within the same private group.

- For more information on Mesh Intercom, refer to the User's Guide.

Mesh Intercom On



Mesh Intercom Off



Note: When Mesh Intercom is on, the Expand Mesh will automatically connect to nearby Expand Mesh users and the headset will be in Open Mesh (default: channel 1) initially.

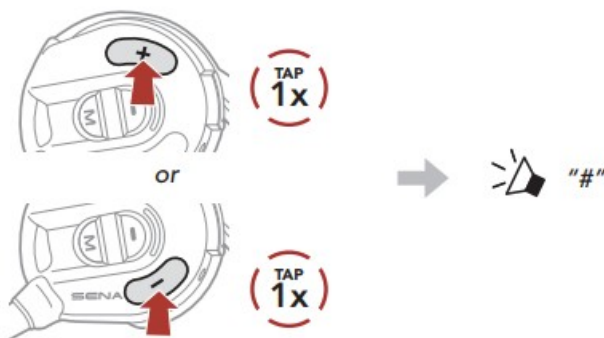
Open Mesh

Channel Setting (Default: channel 1) in Open Mesh
Using the Button

- ① Enter into the **Channel Setting**.



- ② Navigate between channels.
(1 → 2 → ... → 8 → 9 → Exit → 1 → ...)



- ③ Save the channel.



Using the Sena Outdoor App

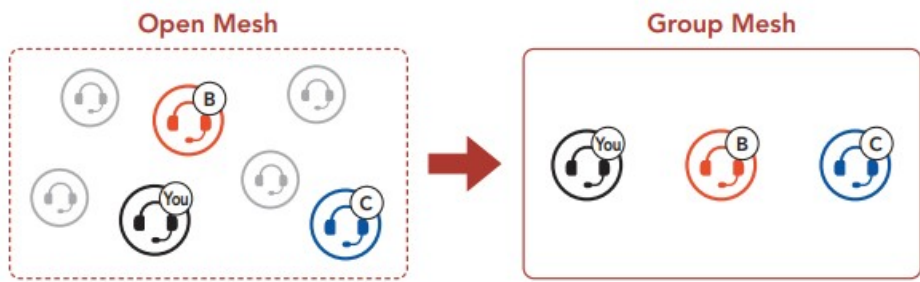
You can select the channel through the Sena Outdoor App.

Group Mesh


Group Mesh is a closed group intercom function that allows users to join, leave, or rejoin a group intercom conversation without pairing each headset.

1. Creating a Group Mesh

Creating a Group Mesh requires two or more Open Mesh users.



Users (You, B, and C) enter into Mesh Grouping to create a Group Mesh.

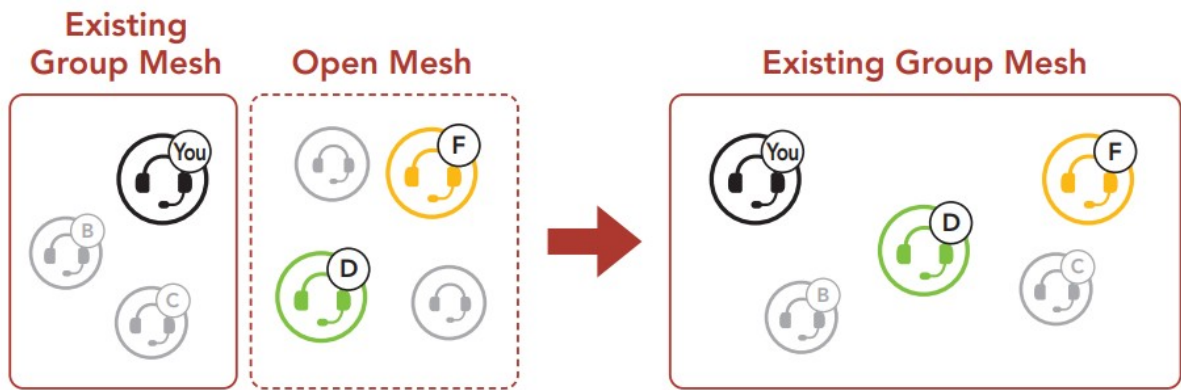


When Mesh Grouping is completed, the users (You, B and C) will hear a voice prompt on their headset as Open Mesh switches to Group Mesh.




2. Joining an Existing Group Mesh

One of the current users in an Existing Group Mesh can allow new users (one or more) in Open Mesh to join the Existing Group Mesh.



One (You) of the current users in the Existing Group Mesh and new users (D and F) in Open Mesh enter into Mesh Grouping to join the Existing Group Mesh.



When Mesh Grouping is completed, the new users (D and F) will hear a voice prompt on their headset as Open Mesh switches to Group Mesh.



Enable/Disable Mic (Default: Enable)

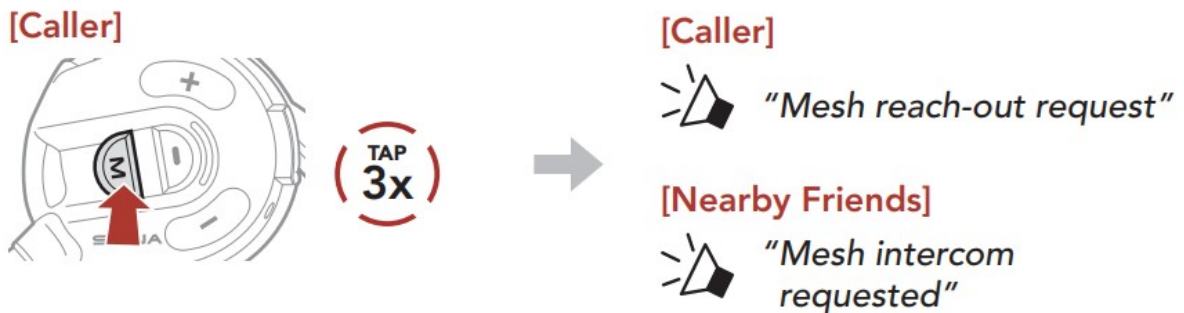
Users can enable/disable the microphone when communicating in a Mesh Intercom.



Mesh Reach-Out Request

You (caller) can send a request message to turn on the Mesh Intercom to nearby friends who have it turned off.

1. If you want to send or receive a request message, you need to enable Mesh Reach-Out on the Sena Outdoor App.
2. While your headset's Mesh Intercom is on, you (caller) send a request message using the headset's Button or the Sena Outdoor App.



3. Friends who receive the request message need to manually turn on their Mesh Intercom using the headset's Button or the Sena Outdoor App.

Reset Mesh

If a headset in an Open Mesh or Group Mesh resets the Mesh, it will automatically return to Open Mesh (default: channel 1).

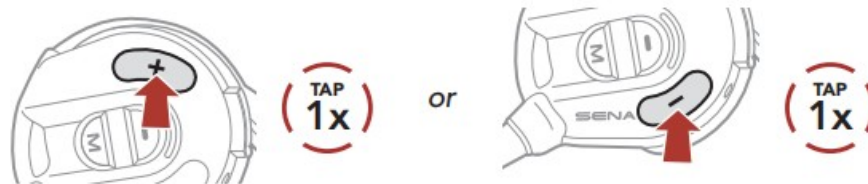


Configuration Menu

Accessing the Configuration Menu



Navigating Between Menu Options

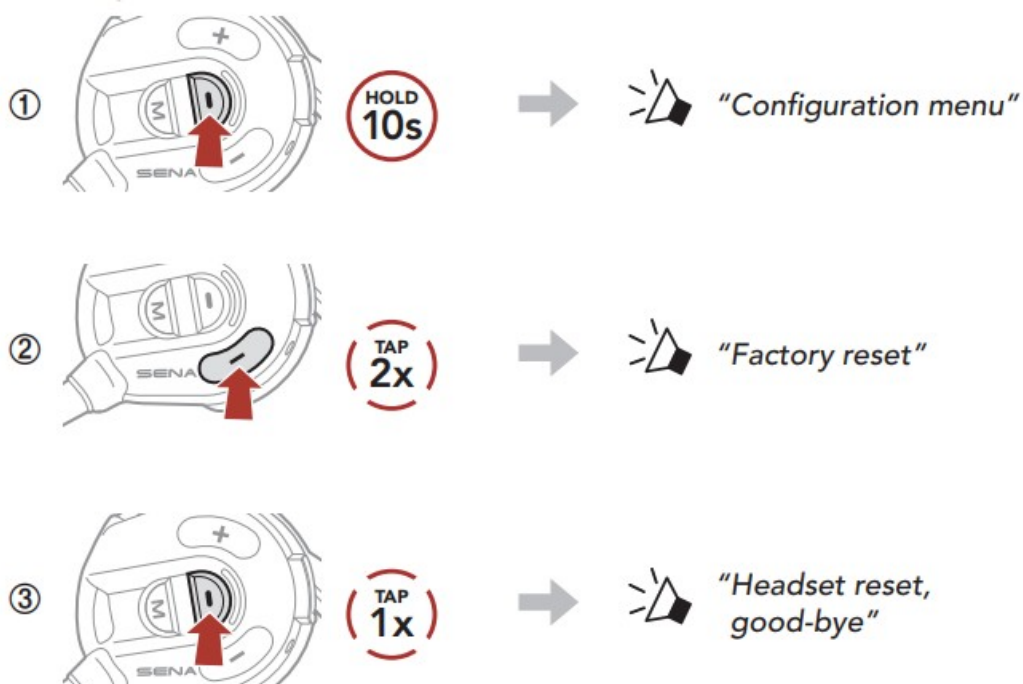


Execute Menu Options

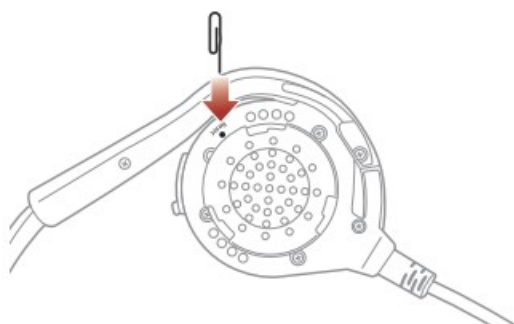


Troubleshooting

Factory Reset



























Fault Reset
















Note: Fault Reset will not restore the headset to the factory default settings.





Quick Reference

TYPE	OPERATION	BUTTON COMMANDS
<div> Basic Operations</div>	Power on	<div>  </div> <hr/> <div>  </div> <hr/> <div> or  </div>
	Power off	
	Volume up/Volume down	


<div> Mobile Phone</div>	Answer phone call	<div> </div> <hr/>
	End/reject phone call	
	Call a Voice Assistant	
<div> Music</div>	Play/Pause music	<div> </div> <hr/>
	Track forward	
	Track backward	<div> </div> <hr/>
		<div> </div> <hr/>
		<div> </div> <hr/>
		<div> </div>

TYPE	OPERATION	BUTTON COMMANDS
 Mesh Intercom™	Mesh Intercom on/off	 
	Channel setting	
	Mesh Grouping	
	Enable/Disable Mic	 
	Mesh Reach-Out Request	
	Reset Mesh	 
		 
		 
		 

1.2.0_EN_July2023
Sena Technologies Co., Ltd.





 Customer Support: sena.com

Documents / Resources

	SENA EXPAND MESH Bluetooth Headset with Mesh Intercom [pdf] User Guide EXPAND MESH Bluetooth Headset with Mesh Intercom, EXPAND MESH, Bluetooth Headset with Mesh Intercom, Headset with Mesh Intercom, Mesh Intercom
---	--

References

- [User Manual](#)

Manuals+. Privacy Policy

This website is an independent publication and is neither affiliated with nor endorsed by any of the trademark owners. The "Bluetooth®" word mark and logos are registered trademarks owned by Bluetooth SIG, Inc. The "Wi-Fi®" word mark and logos are registered trademarks owned by the Wi-Fi Alliance. Any use of these marks on this website does not imply any affiliation with or endorsement.