

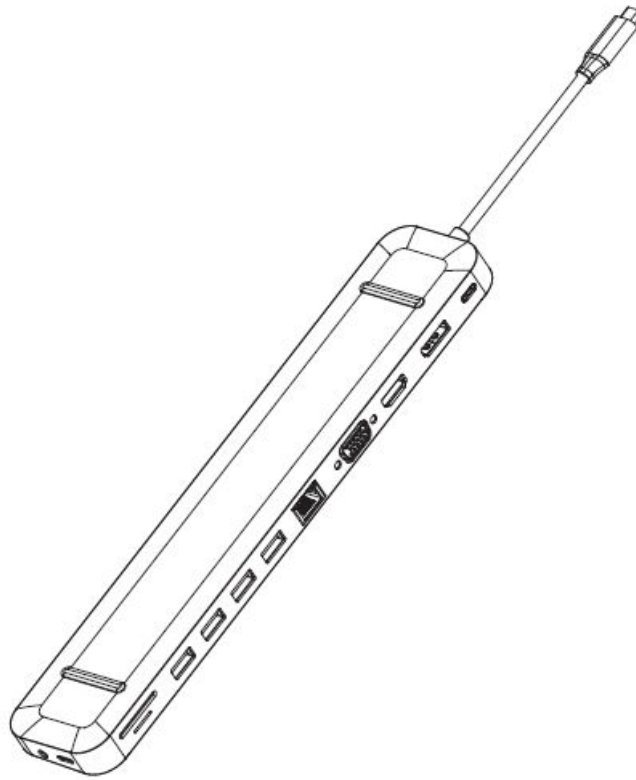
Selore S-Global SE2502 USB-C Multi-Functional Docking User Guide

[Home](#) » [Selore S-Global](#) » Selore S-Global SE2502 USB-C Multi-Functional Docking User Guide 

Contents

- [1 Selore S-Global SE2502 USB-C Multi-Functional Docking User Guide](#)
- [2 Product Introduction](#)
- [3 Structure Diagram](#)
- [4 Features](#)
- [5 Connection](#)
- [6 F & Q](#)
- [7 Documents / Resources](#)
- [8 Related Posts](#)

Selore S-Global SE2502 USB-C Multi-Functional Docking User Guide

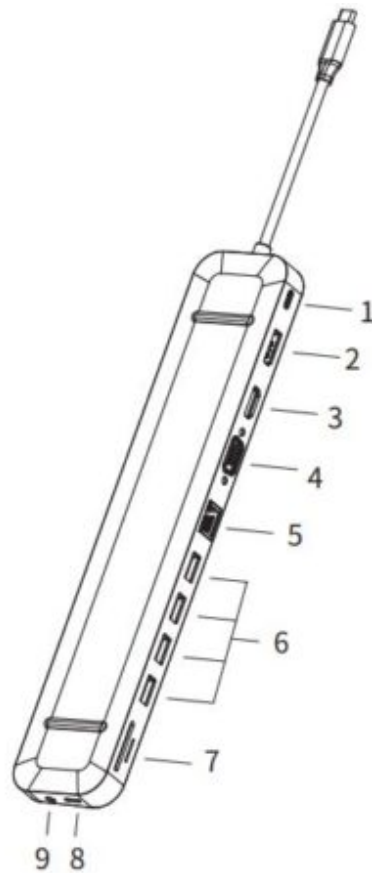


Product Introduction

This is a metallic multifunctional USB-C docking, which can extend the USB-C port on your laptop. More ports can be extended including HDMI, VGA, Audio/Mic, DP, USB-C, Ethernet, USB3.0 and SD&TF Card Reader and USB-C female PD charge.

Structure Diagram

1. PD3.0
2. DP
3. **HDMI**
4. VGA
5. Ethernet
6. USB3.0
7. SD&TF Card Reader
8. USB-C
9. Audio/Mic



Features

1. PD 3.0
Support 100W power in;
Charging limited to 87-96W for safety,
affected by different firmware.
2. DP
4Kx2K 3840×2160 @60Hz(work separately if source is DP1.4)
4Kx2K 3840×2160 @30Hz(work separately if source is DP1.2)
DP will be 1080P while HDMI&VGA&DP work simultaneously.
3. HDMI
4Kx2K @60HZ(3840×2160), downward compatible with
1080P, 1080I, 720P.
HDMI will be 1080P while HDMI & VGA work simultaneously.
HDMI will be 1080P while HDMI&VGA&DP work simultaneously.
4. VGA: 1080P @60Hz
5. Max Ethernet Speed: 1000M
6. USB 3.0

5Gbps data transfer, downward compatible with USB2.0;

power supply up to 4.5W Max.

7. SD/TF Card Reader

Read: 50 – 104MB/s; Write: 30 – 80MB/s

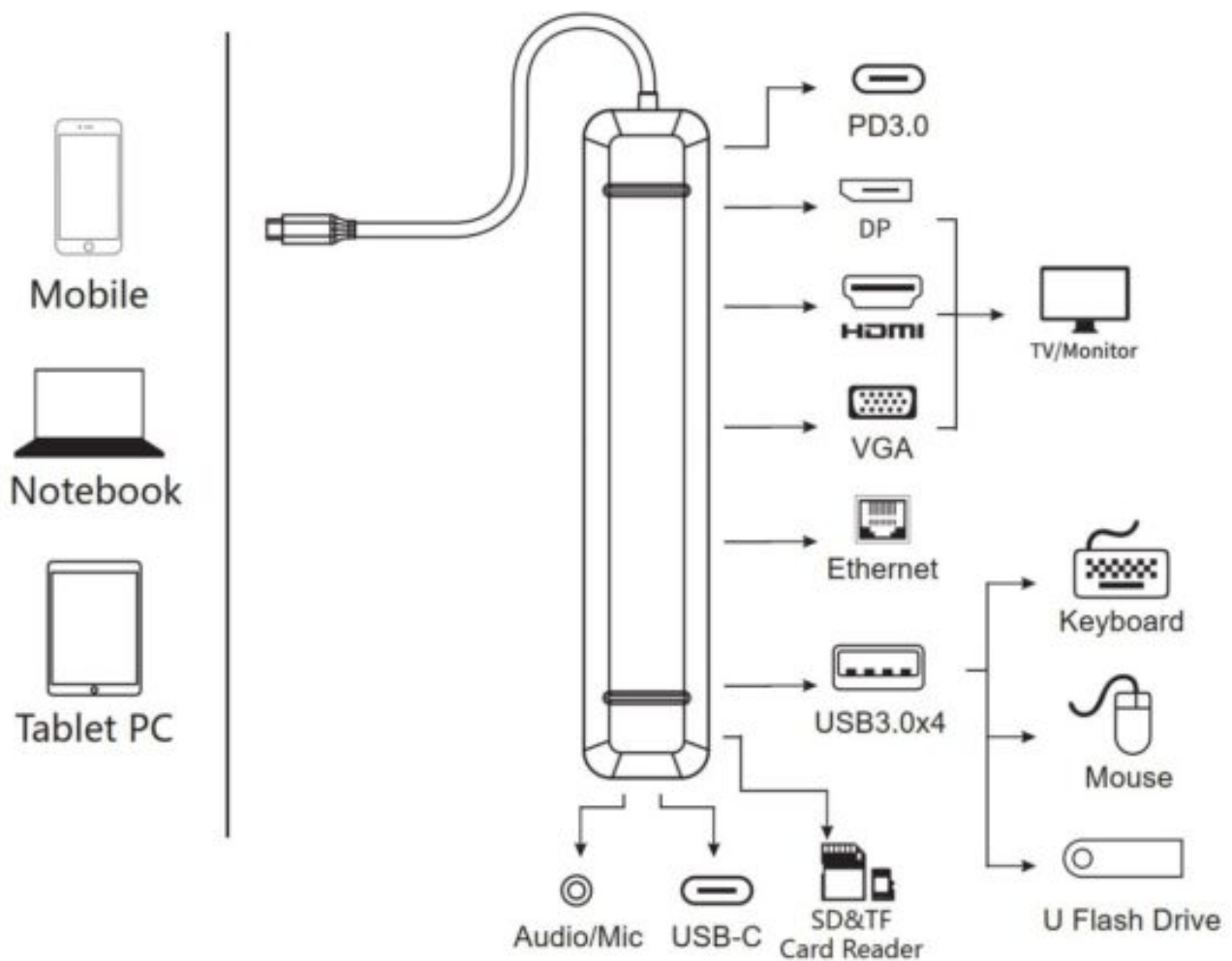
affected by card's quality.

8. USB – C 3.0

Data+downstream charge: 5Gbps, 5V/0.9A@4.5W

9. 3.5mm Audio/Mic

Connection



NOTE:

1. The USB-C source devices (mobile/notebook/tablet PC) must support video output.
2. The USB-C source devices (mobile/notebook/tablet PC) must support OTG.
3. Suggest keep charging for stable connection and supplying working current.

F & Q

a. Why is there no video output?

1. Pls check the connection is good
2. Pls use standard HDMI cable

b. Why is there no audio output from HDMI port?

1. Pls make sure that there is audio output function on the monitor.
2. Pls set the external monitor as default audio output device




The terms HDMI, HDMI High-Definition Multimedia Interface, and the HDMI Logo are trademarks or registered trademarks of HDMI Licensing Administrator, Inc.



Made in China

Read More About This Manual & Download PDF:

Documents / Resources



[Selore S-Global SE2502 USB-C Multi-Functional Docking](#) [pdf] User Guide
SE2502 USB-C Multi-Functional Docking, SE2502, USB-C Multi-Functional Docking, Functional Docking, Docking